


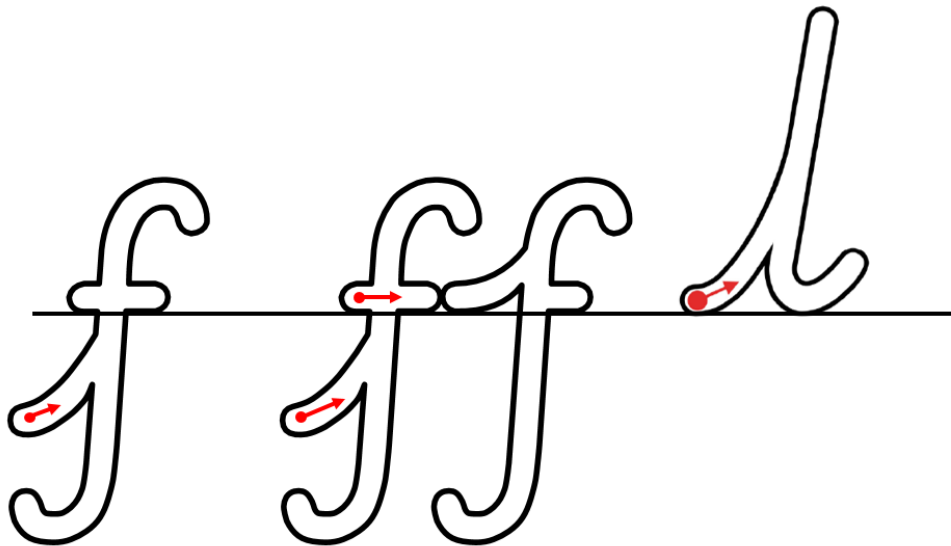


Reception Phonics

This week we have learnt 3 new sounds, practise them at home.

Sound	Visual	Action	Letter Formation Rhyme
f	flower 	Wiggle your hand upwards to represent a flower growing.	Whoosh up, over the flower, down the stem and draw the leaf.
ff	wolf  (huff and puff)	Huff and puff like the wolf.	This sound has 2 letters so we say that they are friends and hold hands. There are no letter formation rhymes for digraphs or trigraphs (sounds with 2/ 3 letters).
l	leg 	Point down your leg.	Whoosh up and down the long leg.

Let's practise writing them, follow the arrow to write inside each letter, use the rhymes to help you.



Now write your own on the line below.
