

Friday 17th July 2020

*It's our last phonics session in Reception!
Start by singing your favourite phonics song...*



<https://www.youtube.com/watch?v=M6VLges1bec>



<https://www.youtube.com/watch?v=Emb2yvwAHtc>



<https://www.youtube.com/watch?v=ezdSqXROWOA>



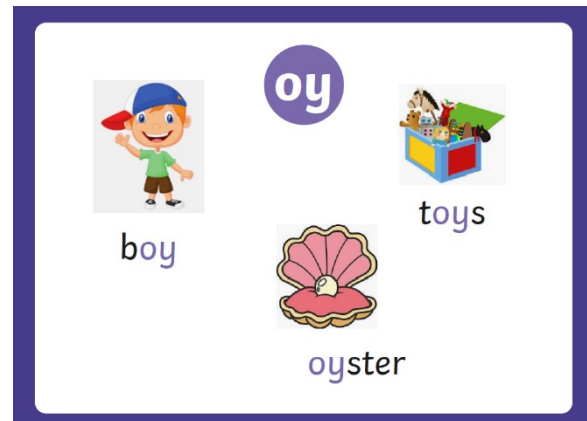
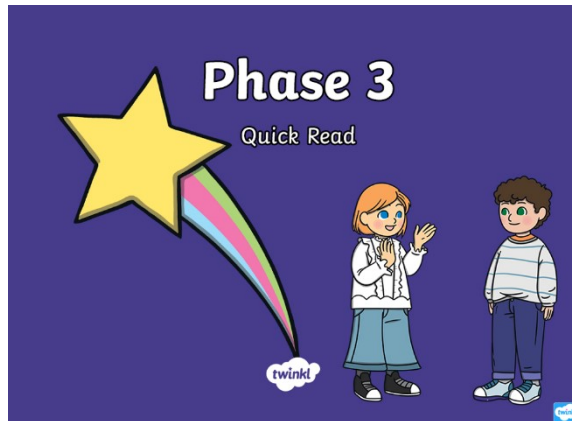
<https://www.youtube.com/watch?v=XC6wQQHo8uU>

*Now practise all the sounds we have learnt in Reception,
either use your own flashcards or use the pirate ship game
on Phonics Bloom, select phase 3 set 11.*



<https://www.phonicsbloom.com/uk/game/flash-cards?phase=3>










Next let's practise using our sounds to read words. Load the 'Phase 3 Quick Read' powerpoint below. (Also uploaded as a PDF for those who are unable to access powerpoint). Ask your child to read the word on the screen, encouraging them to use their sounds. When you click again an image will be revealed, did they get the word right?



Finally, use your sounds to read each caption and follow the instructions to colour the pictures.

Read and Colour

Read the sentence in each box and colour the picture to match the sentence.

<p>1.</p>  <p>The bucket is red. The spade is yellow.</p>	<p>2.</p>  <p>The sun is yellow.</p>	<p>3.</p>  <p>The top sunglasses are blue. The bottom sunglasses are pink.</p>
<p>4.</p>  <p>The flip-flops are green and orange.</p>	<p>5.</p>  <p>The kite is blue, yellow, green and red.</p>	<p>6.</p>  <p>The leaves are green. The bark is brown.</p>
<p>7.</p>  <p>The first lolly is orange. The second lolly is blue. The third lolly is red.</p>	<p>8.</p>  <p>The flower is pink.</p>	<p>9.</p>  <p>The swimming costume is purple. The swimming shorts are green.</p>