


Monday 16th November 2020

Let's begin by practising the sounds we have learnt so far...



Today we are learning a new sound.



This is *ck*.

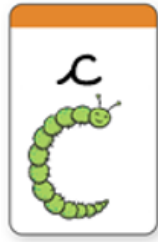
It has 2 letters but it makes 1 sound, this is called a digraph.

The Phonics Fairy says - "ck, ck, click, ck, ck, click."

The action for *ck* is clicking your fingers.

Practise clicking your fingers.






c, k and ck make the same sound.

Curly c and kicking k both go at the beginning of words.

Kicking k and ck go at the end of words.

Can you find the pictures that have a ck sound at the end?




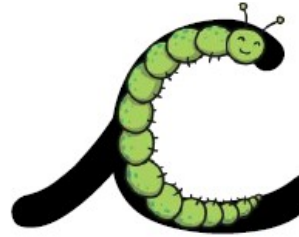
This is how we write this sound...

ck has 2 letters, they are friends and hold hands, this means when we write this sound the letters are joined together.



The Phonics Fairy
says...

"Whoosh up and curl
around the caterpillar,
then whoosh up, down
the kangaroo's body,
around his back and
tail."



Practise writing it in the air using your magic finger.

Now practise writing this sound with your pencil.

