

How to Make a Mummy

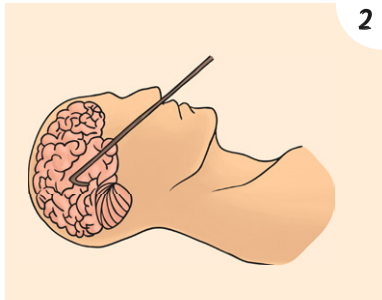
You will need:

- A dead body
- Canopic jars
- Natron
- Palm oil and water from the Nile
- Linen
- Amulets
- Book of the Dead
- Make up, fake eyes and hair
- Resin
- Hook
- Knife



1

Wash the body with palm oil and water from the river.



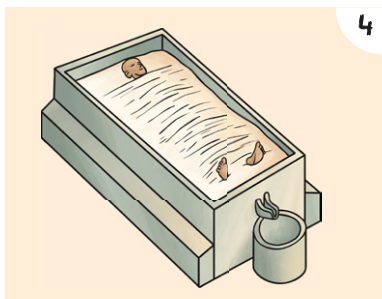
2

Next, pull out the brains through the nostrils using a hook. Fill the skull with sawdust or resin.




3

Cut out the internal body organs (except the heart). Put the liver, lungs, intestines and stomach into canopic jars to dry.



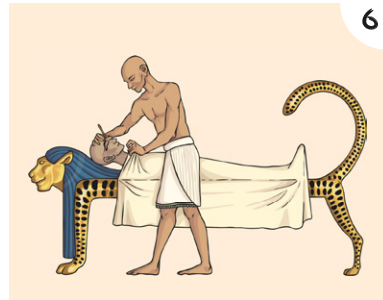
4

Cover the body with natron salt. Leave it to dry for 40 days.



5

After the 40 days, remove the natron and pack the body with straw, dried grass or linen.




6

Apply make up, fake eyes and hair to make it look nice.



7

Wrap the body in linen fabric, adding amulets and a Book of the Dead.



8

Finally, place the mummy in a sarcophagus and move to the pyramid.

