

How to use Google Classrooms!



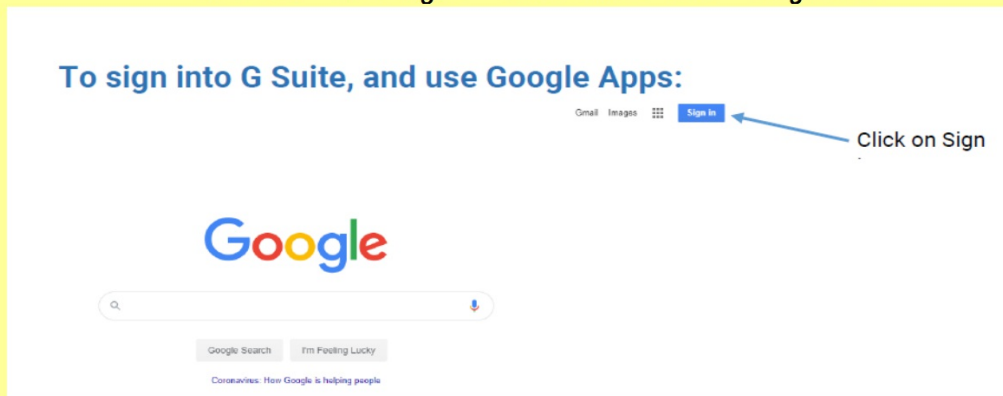
A simple way to join, download and share your work with us!

Google Classroom Code

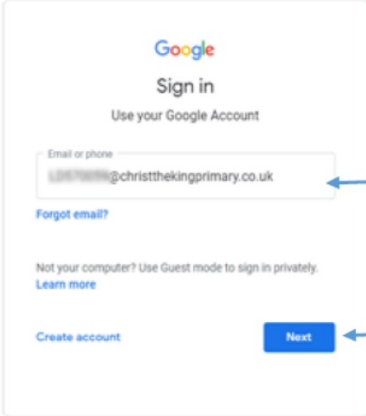
08.01.21

s7fzopl

Load Google Chrome or Safari



*This will be the email address ending
in @almondsburyprimary.co.uk*



The screenshot shows the Google Sign-in interface. At the top is the Google logo, followed by 'Sign in' and 'Use your Google Account'. Below this is a text input field labeled 'Email or phone' containing the email address 'jo.duffy@christthekingprimary.co.uk'. To the right of the input field, a blue arrow points to it with the text 'Enter your email address'. Below the input field are links for 'Forgot email?', 'Not your computer? Use Guest mode to sign in privately. Learn more', and 'Create account'. At the bottom right of the sign-in box is a blue 'Next' button, with a blue arrow pointing to it and the text 'Click on Next'. The footer of the page includes 'English (United States)', 'Help', 'Privacy', and 'Terms'.

*These email addresses were sent
to your parents on Thursday.
Please ask your parents to check
their junk mail if they haven't
received it.*

Enter your email address

Click on Next

*If you still do not have this code, please
email one of us below.*

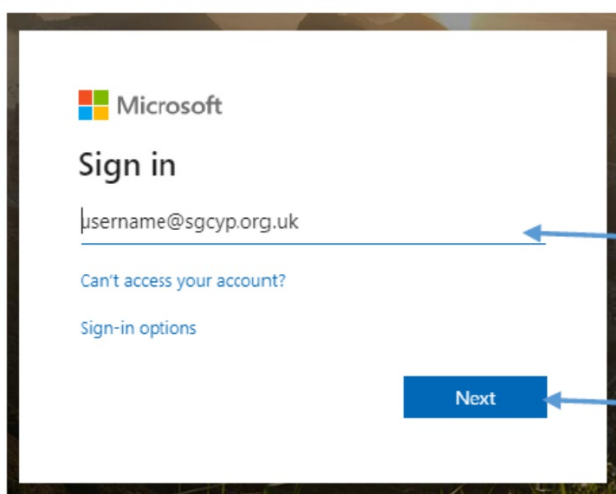
jo.duffy@almondsburyprimary.co.uk

alison.long@almondsburyprimary.co.uk

caroline.moore@almondsburyprimary.co.uk

yasmin.ramli@almondsburyprimary.co.uk

17.bloggsj@sgcyp.org.uk

A screenshot of the Microsoft sign-in interface. At the top left is the Microsoft logo. Below it is the text "Sign in". A text input field contains the placeholder text "username@sgcyp.org.uk". Below the input field are two links: "Can't access your account?" and "Sign-in options". At the bottom right of the sign-in area is a blue button labeled "Next".

Microsoft

Sign in

username@sgcyp.org.uk

[Can't access your account?](#)

[Sign-in options](#)

Next

Enter your username, the same as you use to log into the computer network, followed by: @sgcyp.org.uk

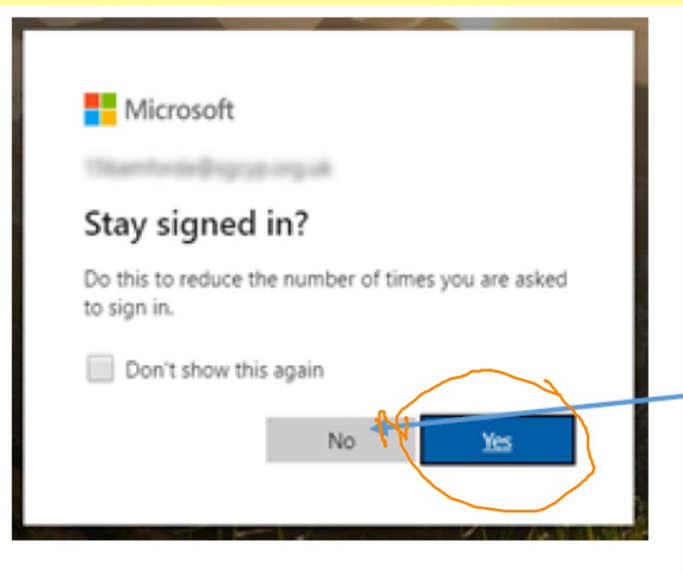
Click Next



Welcome to Integra Schools. Please login below (You may need to append "@sgcyp.org.uk" to your username)

Enter your Password, the same as you use to log into the computer network.

Click Sign in



If it is your home computer, I'd click yes so you do not have to continue to enter these details.



Welcome to your new account

Welcome to your new account: ld570059@crossways.org.uk. Your account is compatible with many [Google services](#), but your crossways.org.uk administrator decides which services you may access using your account. For tips about using your new account, visit the [Google Help Center](#).

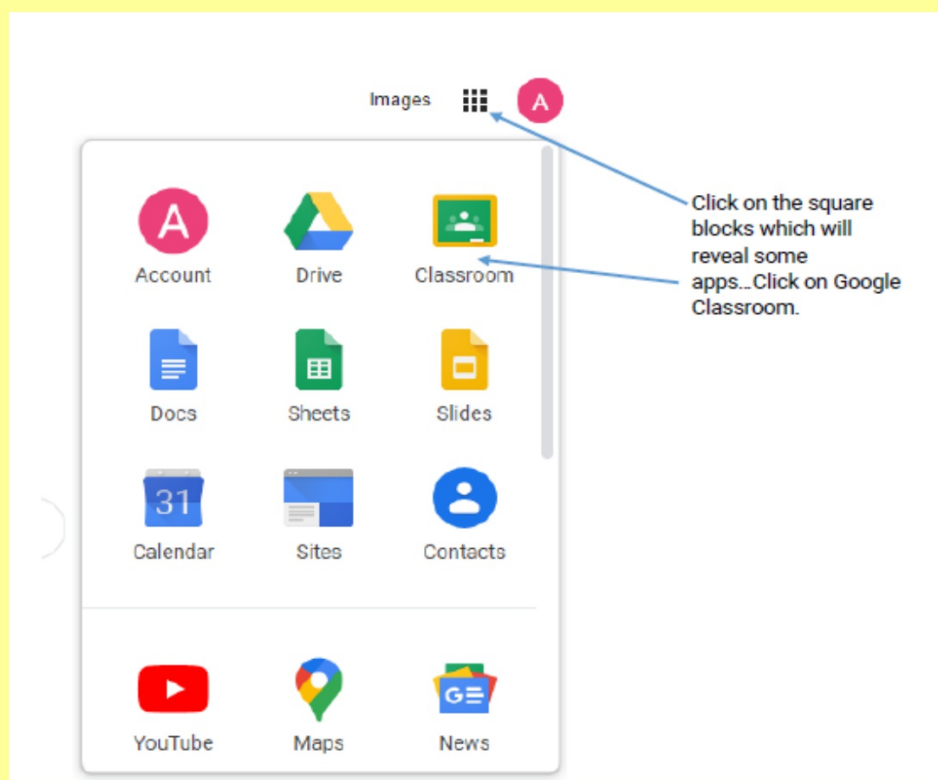
When you use Google services, your domain administrator will have access to your ld570059@crossways.org.uk account information, including any data you store with this account in Google services. You can learn [more here](#), or by consulting your organization's privacy policy, if one exists. You can choose to maintain a separate account for your personal use of any Google services, including email. If you have multiple Google accounts, you can [manage which account you use](#) with Google services and [switch between them](#) whenever you choose. Your username and profile picture can help you ensure that you're using the intended account.

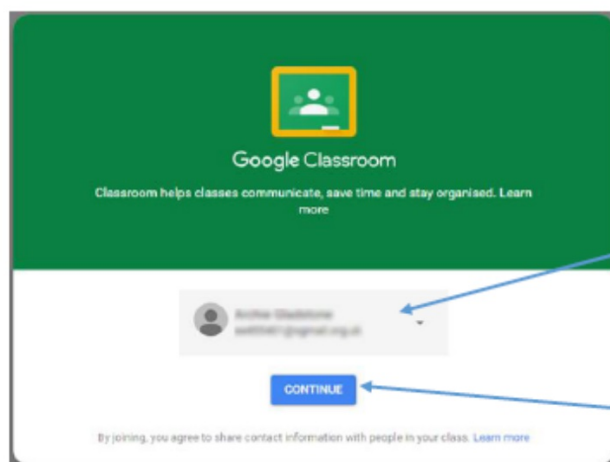
If your organization provides you access to the G Suite [core services](#), your use of those services is governed by your organization's G Suite agreement. Any other Google services your administrator enables ("Additional Services") are available to you under the [Google Terms of Service](#) and the [Google Privacy Policy](#). Certain Additional Services may also have [service-specific terms](#). Your use of any services your administrator allows you to access constitutes acceptance of applicable service-specific terms.

Click "Accept" below to indicate that you understand this description of how your ld570059@crossways.org.uk account works and agree to the [Google Terms of Service](#) and the [Google Privacy Policy](#).

Accept

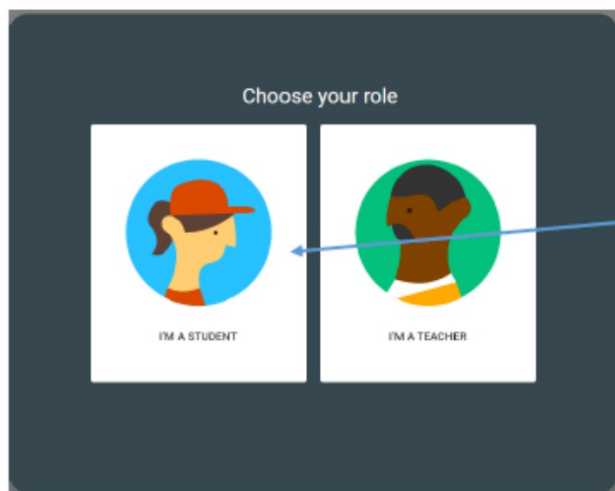
Finally, Click on Accept.



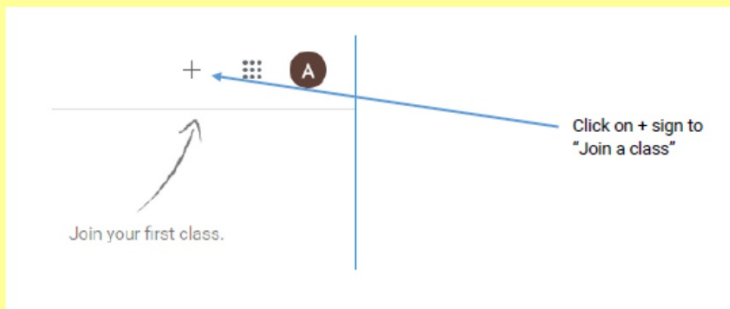


Check to make sure that the name listed is the one you logged in with.

Click on Continue.



Click on the "I'm A Student" icon



s7fzopl

This is the code that you need to enter to join the class!


Today's Task


1. Try and load Google Classroom
2. Attempt to open a document that is stored in Google Classroom
3. Attempt to open an assignment
4. Add answers to an assignment sheet
5. Submit a piece of work on Google Classroom

Extension: why not try:


- Uploading the maths activity from yesterday.
- Writing about your Christmas and uploading this either as a document or photo of written work. (You can use the recount that you did on Wednesday if you have completed the work already.)
- Drawing a picture based on your Christmas on the computer or drawn on paper, take a photo and upload it.

Year 4

Class code s7fzopl 

Meet link <https://meet.google.com/lookup/e6tgakfmzs> 

Select theme
Upload photo



People in Y... Meet - ... google chr... Microsoft... Email - Can... Classwork f... Meet ... Meet - ... how to tak... +

classroom.google.com/w/MTk1NDk3MjU2NjA1/t/all

Year 4 Stream Classwork People Marks

+ Create Google Calendar Class Drive folder

All topics

Maths

English

Science

Earth Unleashed

Turns and Angles powerpoint

Thursday's maths - Turns and Angles

English

Science

Students can only see topics with published posts

Students can only see topics with published posts

?

Click on classwork

You can click on these attachments to open them. One is the powerpoint for the maths yesterday and the other is the worksheets.

Thursday's maths - Turns and Angles

Posted 13:16

No due date


Have a go at opening the assignment!

0

Handed in

0

Assigned



Y4 Summer Block 5 WO1 I...
PDF

Now click on the attachment

Identify angles

1

Complete the sentences.
Use the word bank to help you.
90 180 greater less


a) A right angle is degrees.

b) An acute angle is than degrees.


c) An obtuse angle is than degrees
but less than degrees.

2


Match the angles to the labels.



right angle




acute angle





obtuse angle


3


Label the angles: acute, obtuse or right angle.


a) 


d) 


b) 

e) 

c) 


f) 

g) 


h) 


4

Tick all the acute angles.


 A B A F

Page 1 / 2






Now try and open the powerpoint

 Turns and Angles powerpoint Edited 13:29

Open the powerpoint and have a look!



Y3 Summer Block 3 PPT1 ...
PowerPoint

[View material](#)

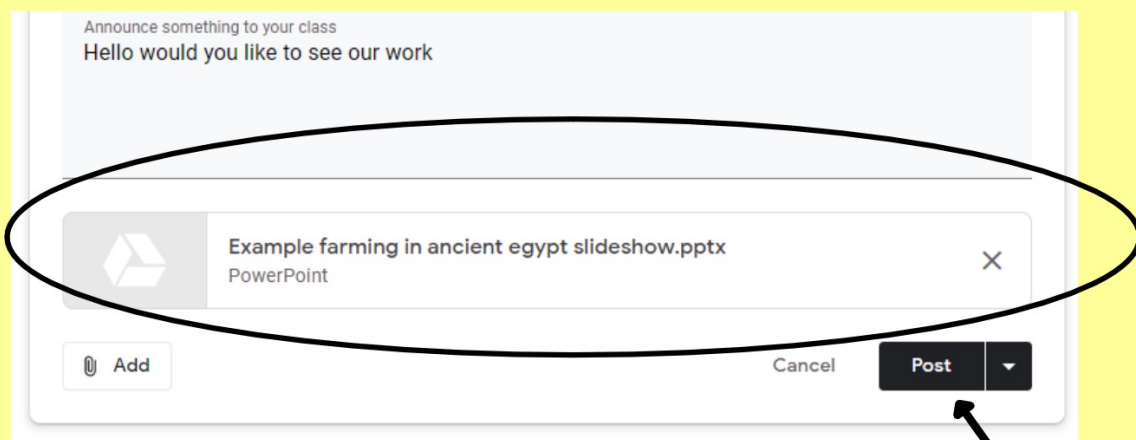
Adding your own comments or attachments

The screenshot shows a Google Classroom page for a class named 'Year 4'. The 'Stream' tab is selected and circled in black. A red arrow points from the text 'Now click on stream at the top' to this tab. Below the class header, there is a text box with a person icon and the placeholder text 'Announce something to your class', which is also circled in black. A red arrow points from the text 'Add a comment in this box' to this text box. Below the text box, there are two posts from 'Caroline Moore'. A red arrow points from the text 'Add a link to a file' to the 'Add' button (with a paperclip icon) at the bottom left of the 'Announce something to your class' text box.

Now click on stream at the top

Add a comment in this box

Add a link to a file



Now post it.

Practise completing a worksheet on google scholar and uploading:

Stream **Classwork** People Marks

+ Create Google Calendar Class Drive folder

Testing Google Scholar

Submitting Your First Assignment Edited 14:44

CLICK TO OPEN

Testing Google Scholar

Submitting Your First Assignment Edited 14:44

No due date

Hello Y4,
We want you to help us test google scholar by asking you to submit a piece of work. All you need to do is open the word document attached below and type in your favourite Christmas present. Then type in your name and class teacher and post it back to us. If it's not allowing you to type anything in, press the 'open in google docs' bar.

0	0
Handed in	Assigned

Google Classroom Assign... Word



View assignment

CLICK TO OPEN

YOU MAY NEED TO OPEN
WITH GOOGLE DOCS TO
TYPE IN YOUR
ANSWER



W Google Classroom Assignment Test.docx

Stream  Open with Google Docs  Marks

All topics

Testing Google Sch...

Maths

English

Science

Earth Unleashed



Hello lovely Y4's!

What was your favourite Christmas present?

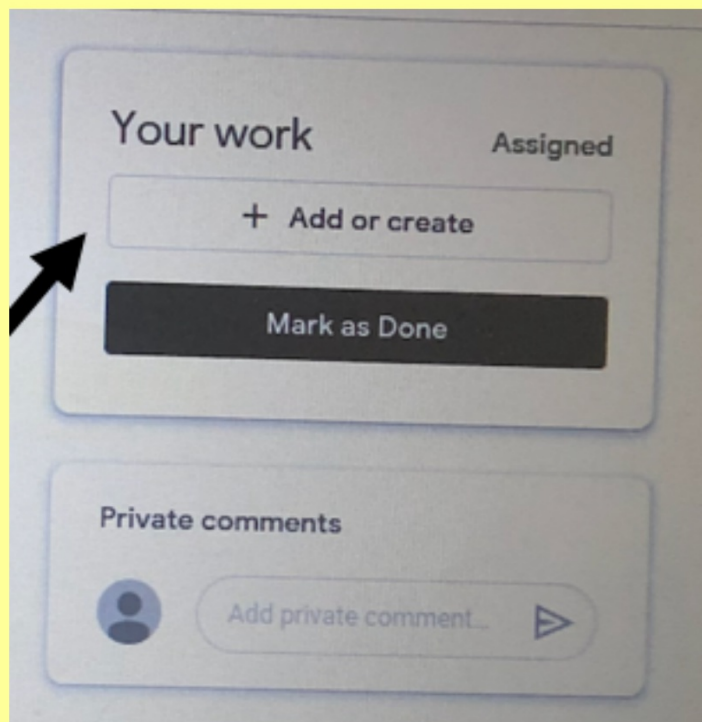
Type your answer here:

.....

Name: Class teacher:

Page 1 / 1  

Use this to mark work as done and turn in or to add photos of completed work



If you are having trouble submitting the assignment sheet about your favourite Christmas present, try doing one of the other tasks suggested, take a photograph and attach it using the 'add or create' button.