





Reception Phonics

This week we have learnt 3 new sounds, practise them at home.

Sound	Visual	Action	Letter Formation Rhyme
m	mountain 	Make both hands into a point to represent a mountain.	Whoosh up, down the mountain, over the mountain and over the mountain again.
d	dinosaur 	Make claw shapes with your fingers/hands.	Whoosh up, around the dinosaur's bottom, up his tall neck and down to his toes.
g	girl 	Using both hands make a curling action from the top of your head down, to represent curly hair.	Whoosh up, around the girl's face, down her hair and give her a curl.

Let's practise writing them, follow the arrow to write inside each letter, use the rhymes to help you.



Now write your own on the line below.
