




# Reception Phonics

This week we have learnt 3 new sounds, practise them at home.

Sound	Visual	Action	Letter Formation Rhyme
o	orange 	Squeeze hand to represent squeezing an orange.	Whoosh up and stop, then back around the orange.
c	caterpillar 	Using your finger as a caterpillar, crawl it up your arm.	Whoosh up and curl around the caterpillar.
k	kangaroo 	Place 2 fingers on top of the other hand and make them jump like a kangaroo.	Whoosh up, down the kangaroo's body, around his back and his tail.

Let's practise writing them, follow the arrow to write inside each letter, use the rhymes to help you.



Now write your own on the line below.

