

Welcome to Week 2 of home learning!



Monday is spelling day.

*Let's start by warming up our brains.*

What words can you make using these letters and sounds?

s	a	oa	ay	i	f
ch	ee	c	ea	y	m
l	sh	aw	r	oo	or
ow	t	b	d	ss	ng
e	ai	er	ar	o	k

*You can use the letters more than once.*



This week and next week, we are learning about different ways to spell the '*sh*' sound.

What words can you think of that begin with or have '*sh*' in them?

A large, empty rectangular box with a black border, filled with a solid orange color. It is intended for students to write down words that begin with or contain the 'sh' sound.

Here are 3 different ways of spelling 'sh'.

sh	ch	ss
sheet shout shiny shred shadow shower	chef chalet machine brochure parachute	mission permission session








Have a go at reading these words.

Do you know what they mean?

sheet	chef
shout	chalet
shiny	machine
shred	brochure
shadow	parachute
shower	mission
	permission
	session

Can you write some sentences using the words?

If you're not sure what they mean, look them up in the dictionary.

<p><b>1. ABC Order</b></p>  <p>Write all of your spelling words in alphabetical (ABC) order.</p>	<p><b>2. Word Parts</b></p> <p>Write your words. Then use a coloured pencil to divide the words into syllables. e.g. <u>jump</u>ing cater<u>pill</u>ar</p>	<p><b>3. Other Handed</b></p> <p>Write each word 5 times, switching the hand you write it with each time. Say the word as you spell it.</p>	<p><b>4. Vowel Spotlight</b></p> <p>Write your words using one colour for the vowels and another colour for the consonants. (vowels: a, e, i, o, u)</p>
<p><b>5. Use Technology</b></p> <p>Type out your spelling words on the computer. Try to use at least 4 different fonts.</p> 	<p><b>6. Pyramid Words</b></p> <p>s sp spe spel spell spelli spellin spelling (or make them boat shaped, star, smiley face, etc.)</p>	<p><b>7. "Ransom" Words</b></p> <p>"Write" your words by cutting letters out of a newspaper or magazine and gluing the letters on a piece of paper to spell your words.</p> 	<p><b>8. Rainbow Words</b></p> <p>Write your spelling words with coloured pencils. Make each letter a different colour.</p> 
<p><b>9. Scrambled Words</b></p> <p>Write your words. Then write them again with the letters mixed up. Can you unscramble them again the next day? e.g. watch - cwhta</p>	<p><b>10. Silly Sentences</b></p> <p>Write 3 or more sentences that use all your spelling words.</p> 	<p><b>11. Prefixes and Suffixes</b></p> <p>Underline the prefixes and suffixes in the words you are learning. Make sure you know what they mean. e.g. <u>im</u>portant happ<u>iness</u></p>	<p><b>12. Word Search</b></p> <p>Create your own word search with your spellings. Show the answers to your puzzle in a different colour.</p> 
<p><b>13. Flashcards</b></p> <p>Make and practice with flashcards. Put the word on one side and definition (meaning) on the other.</p> 	<p><b>14. Picture &amp; a Story</b></p> <p>Draw a picture defining each word. Write a sentence about your picture using the word.</p>	<p><b>15. Words without Vowels</b></p> <p>Write all of your words replacing vowels with a line. Go back and see if you can fill in the vowels. e.g. q--st--n = question</p>	<p><b>16. Train Words</b></p> <p>Write the entire list end-to-end as one long word. Write each new word in a different colour. e.g. <u>train</u><u>back</u><u>stop</u></p>