


Friday 15th January

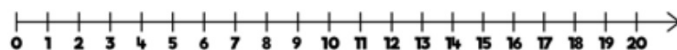
WALT: add by making 10



## Flashback 4

Year 1 | Week 2 | Day 3

1) What is  $9 + 4$ ?




2) Work out  $8 + 4$

3) Compare using  $<$ ,  $>$  or  $=$

$13 + 1$    $15 - 1$

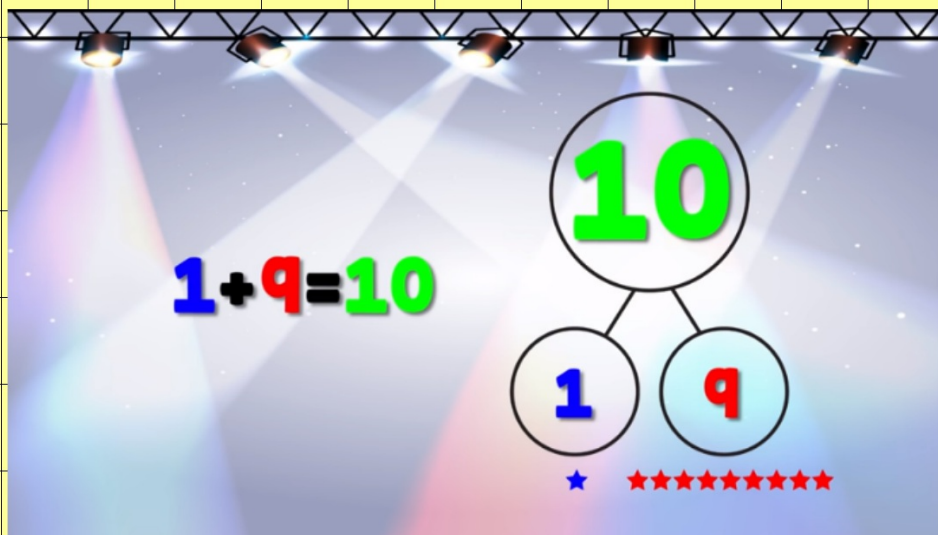
4) Name the shape.



Friday 15th January

WALT: add by making 10

Today we are going to practise  
our number bonds to 10.



<https://www.youtube.com/watch?v=1D9tjBUiXs0>

Friday 15th January

WALT: add by making 10

Today we are going to learn to  
add by making 10.

**Rainbow to 10**



0 1 2 3 4 5 10 5 6 7 8 9 10

$0 + 10 = 10$	$10 + 0 = 10$
$1 + 9 = 10$	$9 + 1 = 10$
$2 + 8 = 10$	$8 + 2 = 10$
$3 + 7 = 10$	$7 + 3 = 10$
$4 + 6 = 10$	$6 + 4 = 10$
$5 + 5 = 10$	$5 + 5 = 10$

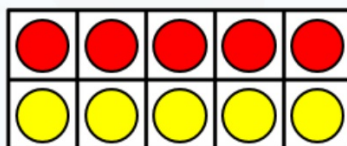
Friday 15th January

WALT: add by making 10

Today we are going to learn to  
add by making 10.

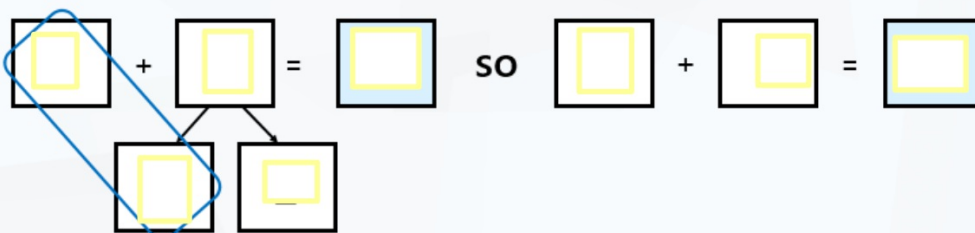
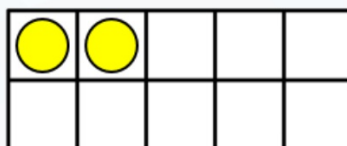
Fluency

Kat has 5 sweets.



She gets 7 more.

How many altogether?



Friday 15th January

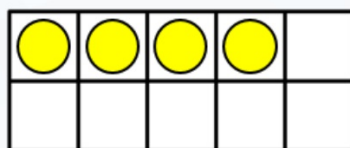
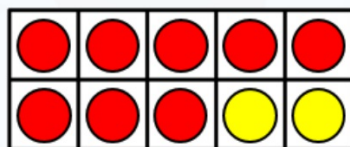
WALT: add by making 10

Fluency

Matt has 8 pens.

He gets 6 more.

How many altogether?



$$\begin{array}{c} \boxed{\phantom{0}} + \boxed{\phantom{0}} = \boxed{\phantom{0}} \\ \swarrow \quad \searrow \\ \boxed{\phantom{0}} \quad \boxed{\phantom{0}} \end{array} \quad \text{so} \quad \boxed{\phantom{0}} + \boxed{\phantom{0}} = \boxed{\phantom{0}}$$

Friday 15th January

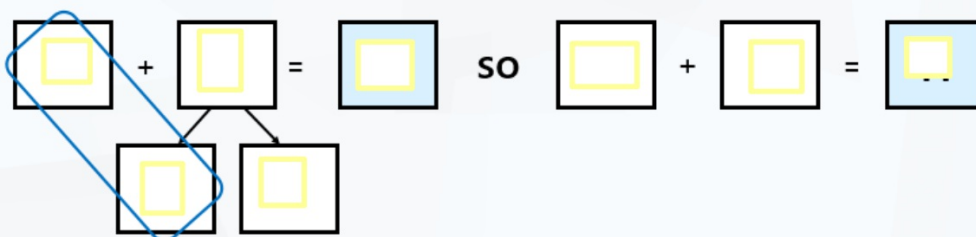
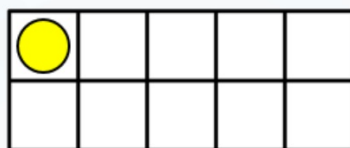
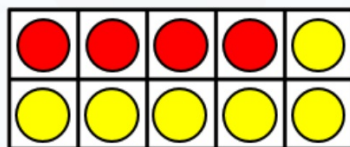
WALT: add by making 10

Fluency

Sue has 4 beads.

She gets 7 more.

How many altogether?



Friday 15th January

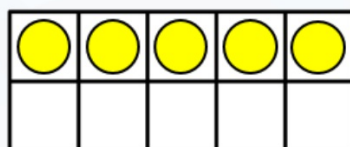
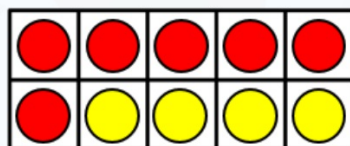
WALT: add by making 10

Fluency

Dom has 6 apples.

He gets 9 more.

How many altogether?



$$\begin{array}{c} \boxed{\phantom{0}} + \boxed{\phantom{0}} = \boxed{\phantom{0}} \\ \swarrow \quad \searrow \\ \boxed{\phantom{0}} \quad \boxed{\phantom{0}} \end{array} \quad \text{so} \quad \boxed{\phantom{0}} + \boxed{\phantom{0}} = \boxed{\phantom{0}}$$

Friday 15th January

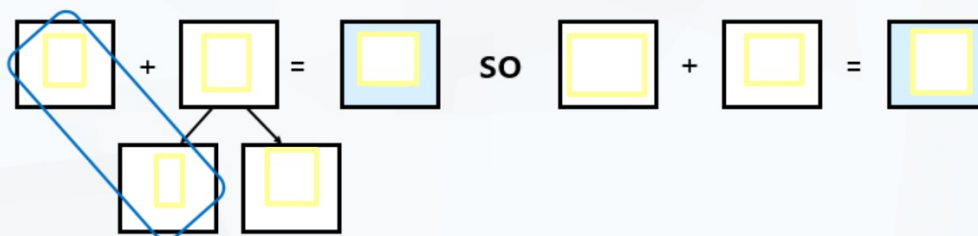
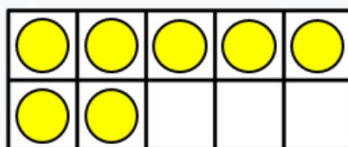
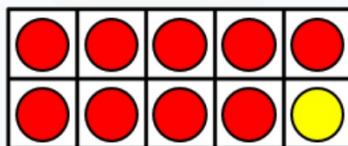
WALT: add by making 10

Fluency

Jess has 9 stickers.

She gets 8 more.

How many altogether?






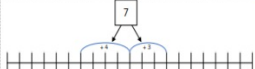



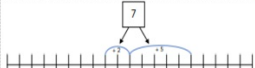



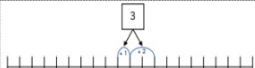






Friday 15th January  
WALT: add by making 10

Your task is to practise adding by making 10.




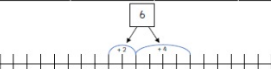



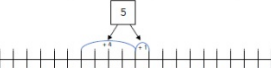







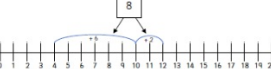
#### Number Frame – Add by making 10

Cut out the cards and match the addition to its matching ten frame and number line.

	+			
	+			
	+			
	+			

#### Number Frame – Add by making 10

Cut out the cards and match the addition to its matching ten frame and number line.

	+			
	+			
	+			
	+			

© Primary Stars Education

#### Extension - Add by making 10

1) 	+	6 = <input type="text"/>	2) 	+	7 = <input type="text"/>	3) 	+	2 = <input type="text"/>
4) 	+	8 = <input type="text"/>	5) 	+	6 = <input type="text"/>	6) 	+	9 = <input type="text"/>
7) 	+	9 = <input type="text"/>	8) 	+	7 = <input type="text"/>	9) 	+	5 = <input type="text"/>
10) 	+	8 = <input type="text"/>	11) 	+	5 = <input type="text"/>	12) 	+	4 = <input type="text"/>
13) 	+	3 = <input type="text"/>	14) 	+	9 = <input type="text"/>	15) 	+	7 = <input type="text"/>