




# Recycling Sequencing

Cut and stick the pictures on the table to show the process.



Cut and stick the captions on the table to show the process.

The shredded pieces are melted.	The bottles are cleaned by a machine.
Pellets are formed.	New items like carrier bags and more plastic bottles are made.
Any rubbish is sorted from the bottles.	The bottles are shredded into small pieces.



# Recycling Sequencing

I can explain the process of recycling



Show the process of recycling using the table. Cut and stick the pictures and captions on to show the process.

1.	

2.	

3.	

4.	

5.	

6.	

# Recycling Sequencing

Explain the process of recycling using the table. Cut and stick the pictures on, and write a couple of sentences below to show the process. Use the word bank to help.

## Word Bank:

bottles

scanned

sorted

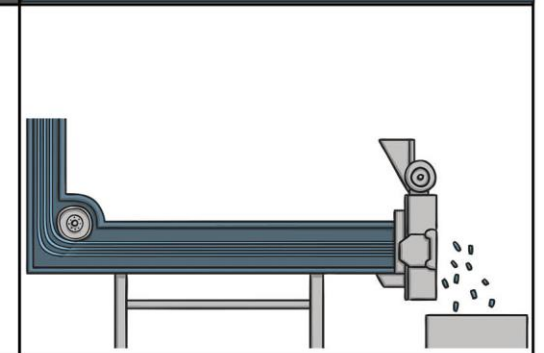

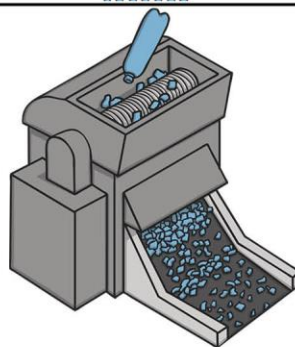
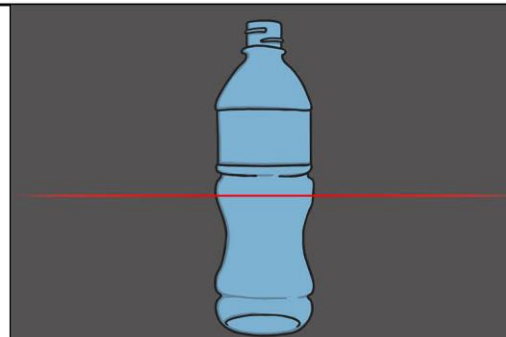
shredded

melted

cleaned

pellets

machine





# Recycling Sequencing

I can explain the process of recycling



Explain the process of recycling using the table. Cut and stick the pictures on, and write a couple of sentences below to show the process.

1.	2.	3.	4.
5.	6.	7.	8.

