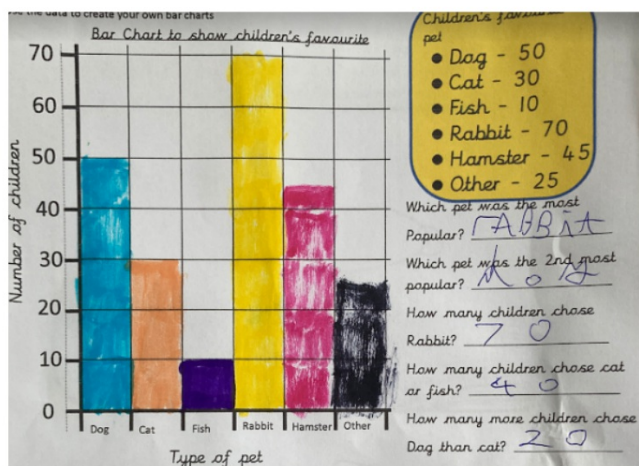



Yesterday, we were drawing our own bar charts



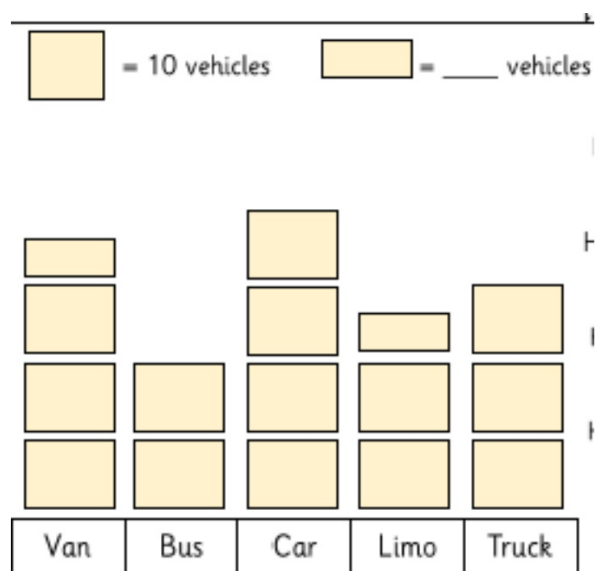
Neatly drawn bars



Counted carefully in 2s, 5s and 10s

For all questions, check you are counting in the correct amount

WALT: Use pictograms counting in 2s, 5s and 10s



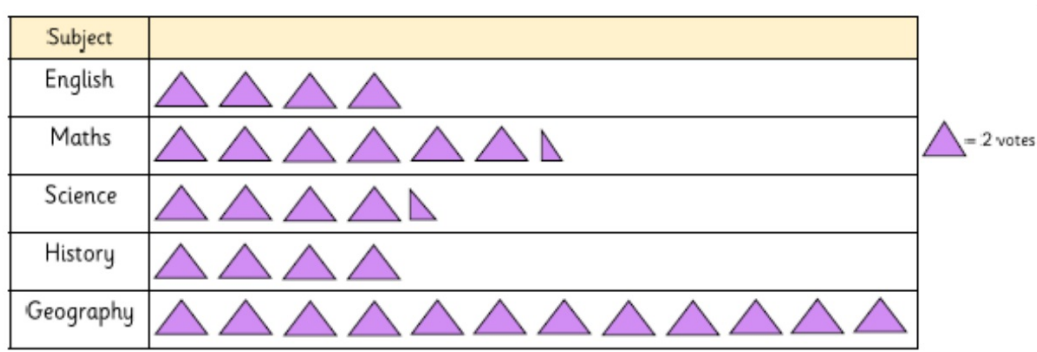
How many buses were seen?

How many limos were seen?

Which vehicle was the most popular?

Which vehicle was the least popular?

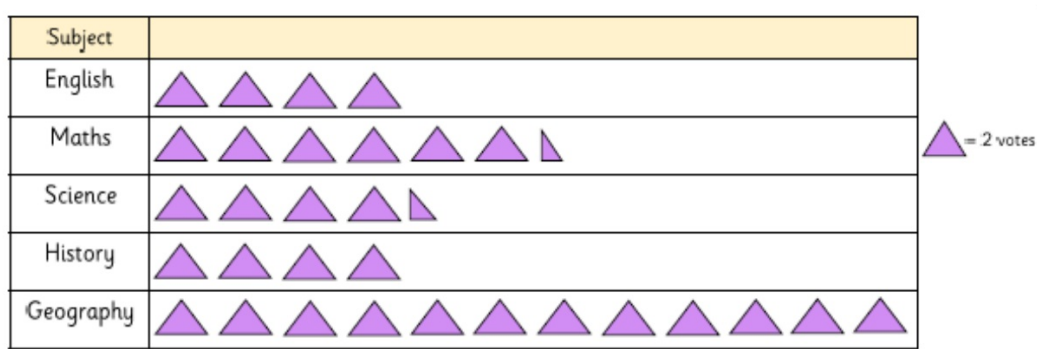
WALT: Use pictograms counting in 2s, 5s and 10s



How many votes did Science and History receive altogether?

How many votes did English and Maths receive altogether?

WALT: Use pictograms counting in 2s, 5s and 10s



How many more votes did Maths get than English?

How many more votes did Geography get than History?

