

Thursday 11th February 2021

Let's begin by practising the sounds we have learnt so far...



Today we are learning a new sound.



This is ee.

The Phonics Fairy says - "ee, ee, what can you see? ee, ee, what can you see?"

The action for ee is putting your hand above your eyes and looking around.



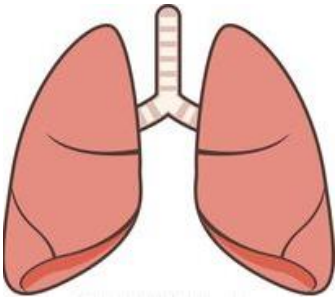



A 3D cartoon character with a large head, wearing a blue cap, a yellow shirt, and blue pants, is running to the right while looking through a black telescope. The character has a determined expression. The background is a plain, light blue gradient.

Let's play a quick game of I Spy...

[illegible]

Can you find things that have an ee sound?



This is how we write this sound...

ee has 2 letters, they are friends and hold hands, this means when we write this sound the letters are joined.



The Phonics Fairy says...

“Whoosh up, lift off the top and scoop out the egg, then whoosh up, lift off the top and scoop out the egg.”

Practise writing it in the air using your magic finger.

Now practise writing this sound with your pencil.



Watch this song, listen for words with an *ee* sound in them...



https://www.youtube.com/watch?v=npVQZTHMCco&list=PL1o7Pd6FDcd5cr14GSwWbhbR-GQq_8K&index=34

Now practise reading words with our new sound...

bee

see

feet

deep

peel

speed

queen