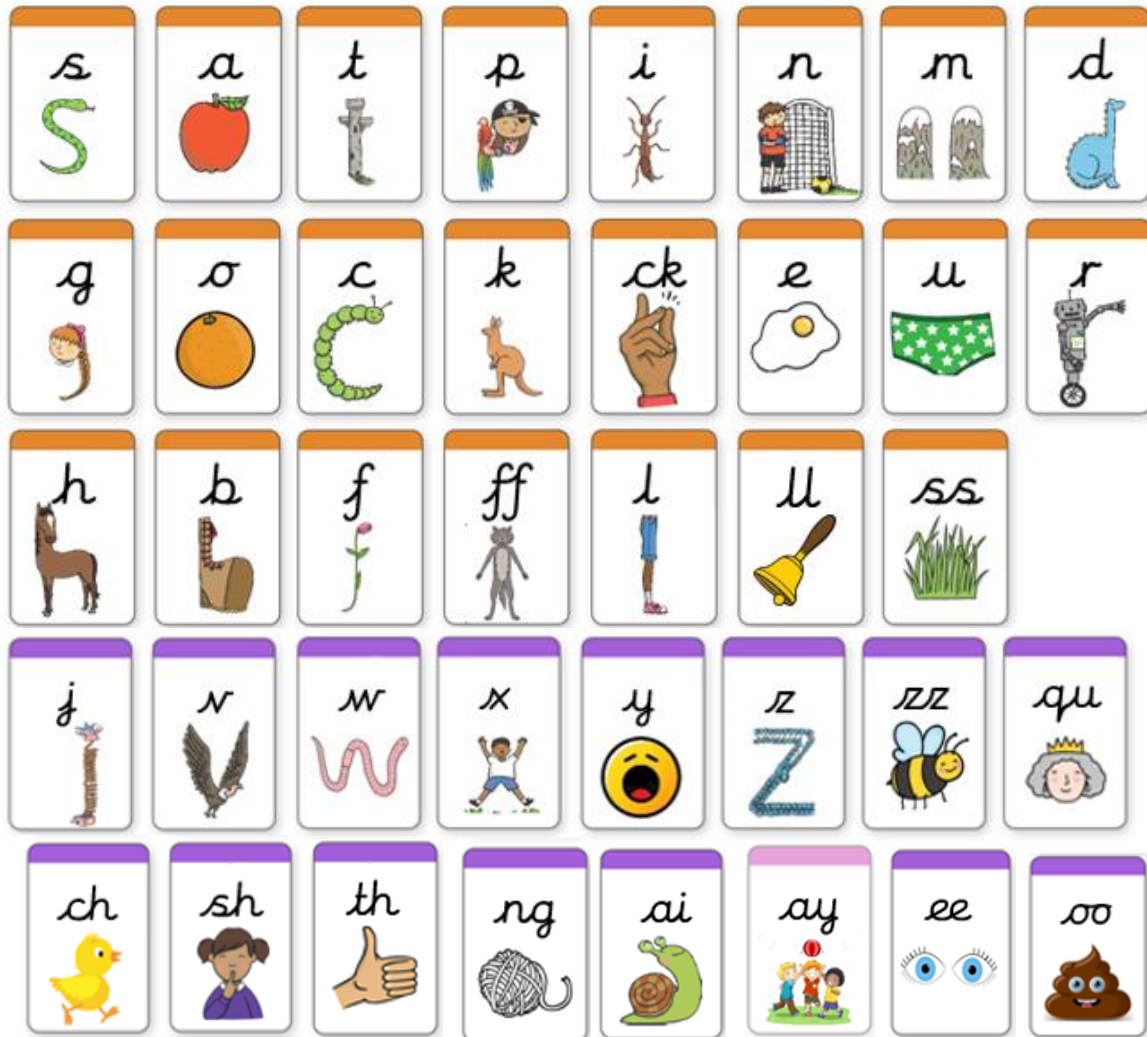


Wednesday 24th February 2021

Let's begin by practising the sounds we have learnt so far...



Today we are learning a new sound.



This is oo.

The Phonics Fairy says - "oo, oo, look at a book, oo, oo, look at a book."

The action for oo is making 2 circles with your fingers and putting them on your eyes like glasses!




Let's watch this song to help us remember our new sound...



<https://www.youtube.com/watch?v=7c8giTT0UY>

We love books too! What is your favourite book?




oo and oo look the same but they sound different.

Watch this song and listen for words with an oo and oo sound...




<https://www.youtube.com/watch?v=Dbvp5ZNxabI>

Can you find things that have an oo sound in them?



Read the words on the books...



This is how we write this sound...

oo has 2 letters, they are friends and hold hands, this means when we write this sound the letters are joined.



The Phonics Fairy says...

"Whoosh up and stop,
back around the
orange, whoosh across
and stop, back around
the orange and out."



Practise writing it in the air using your magic finger.

Now practise writing this sound with your pencil.

