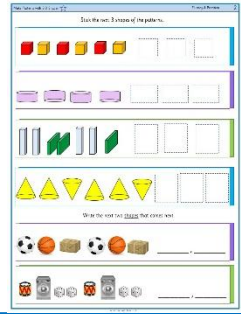


★ Make Patterns with 3-D Shapes

Children use their knowledge of the properties of 3D shapes to create patterns. They are encouraged to place the shapes in different orientations. Before using a worksheet, they should make patterns with real life objects, using a wide range of examples of shapes including, construction shapes, cereal boxes, differently sized balls, etc. On this sheet, they are given simple patterns to continue.

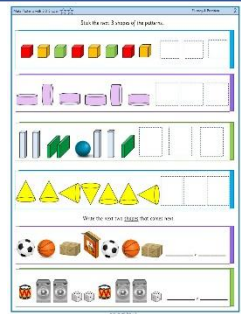
masterthecurriculum.co.uk



★★ Make Patterns with 3-D Shapes

Children use their knowledge of the properties of 3D shapes to create patterns. They are encouraged to place the shapes in different orientations. Before using a worksheet, they should make patterns with real life objects, using a wide range of examples of shapes including, construction shapes, cereal boxes, differently sized balls, etc. On this sheet, they are given more complex patterns to continue.

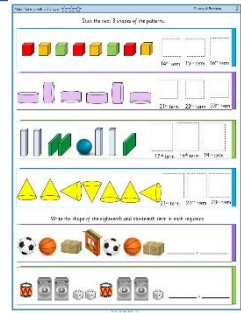
masterthecurriculum.co.uk



★★★ Make Patterns with 3-D Shapes

Children use their knowledge of the properties of 3D shapes to create patterns. They are encouraged to place the shapes in different orientations. Before using a worksheet, they should make patterns with real life objects, using a wide range of examples of shapes including, construction shapes, cereal boxes, differently sized balls, etc. On this sheet, they have to work out different terms of the sequences.

masterthecurriculum.co.uk



Reasoning & Problem Solving

Make Patterns with 3-D Shapes

Children continue demonstrating their understanding of shape by answering reasoning questions.

Reasoning & Problem Solving 2

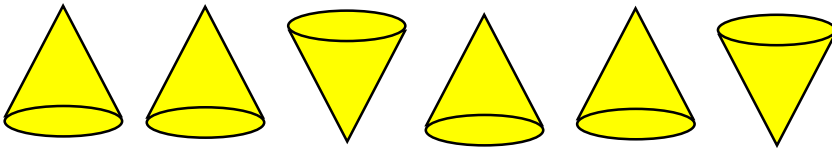

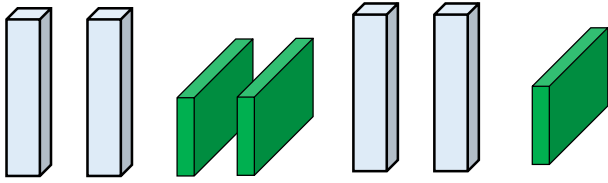
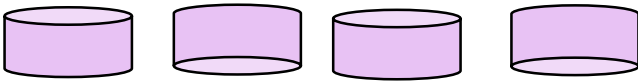
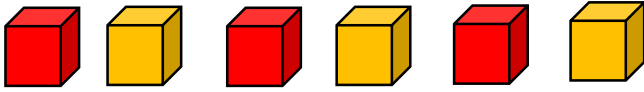
Esin has selected 3D objects that she has found in her house to match the pattern below.

Is she correct?

What's the same and what's different about the patterns below?

© 2009 The Curriculum Press


Stick the next 3 shapes of the patterns.



Write the next two shapes that comes next.

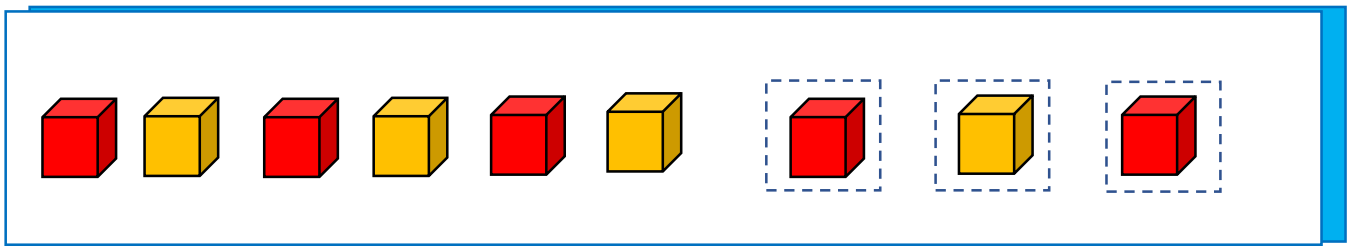
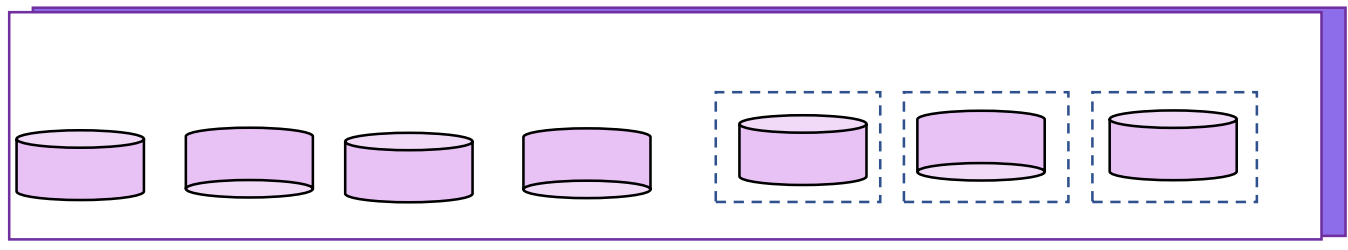
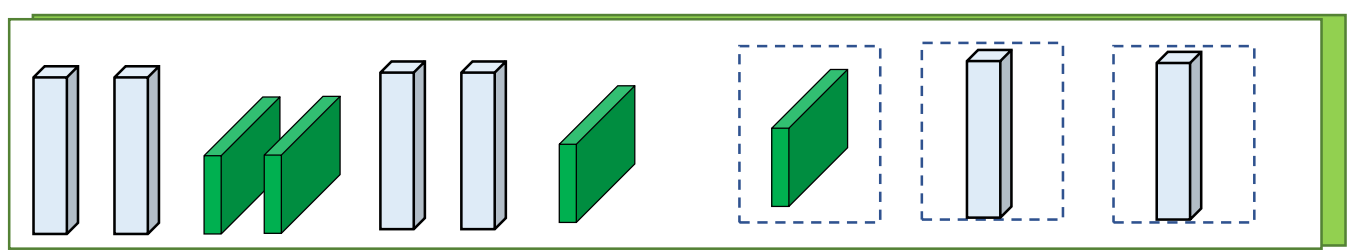
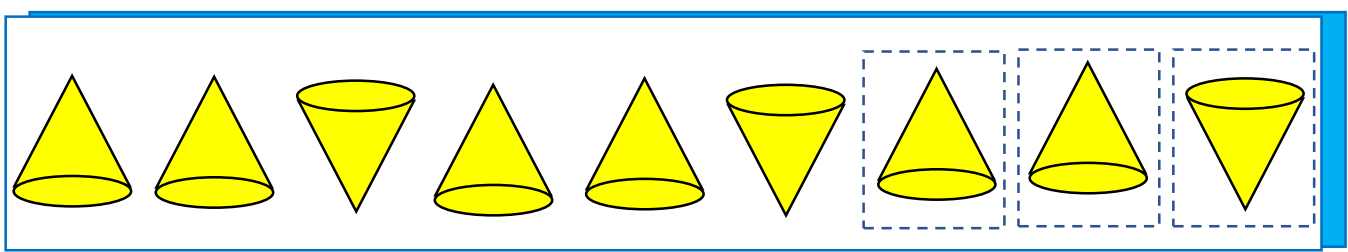


_____ , _____



_____ , _____

Stick the next 3 shapes of the patterns.

Write the next two shapes that comes next.

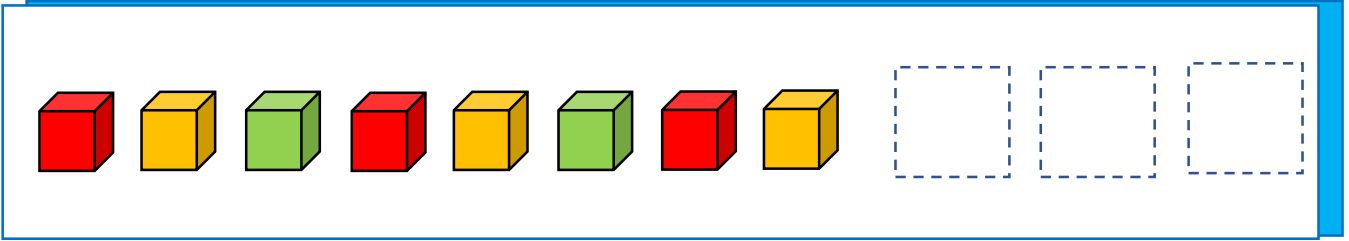
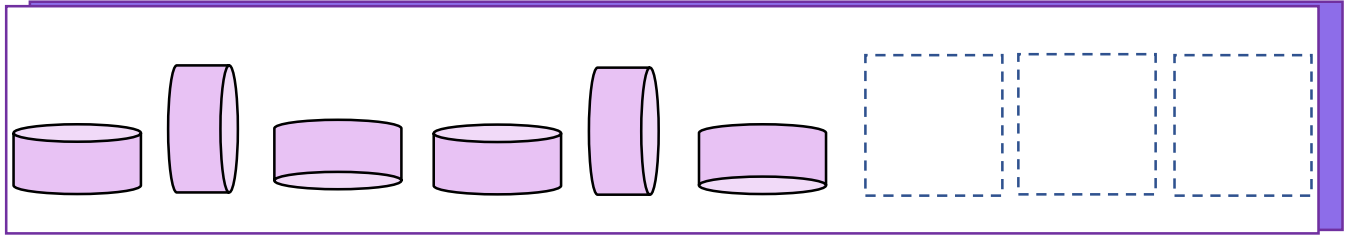
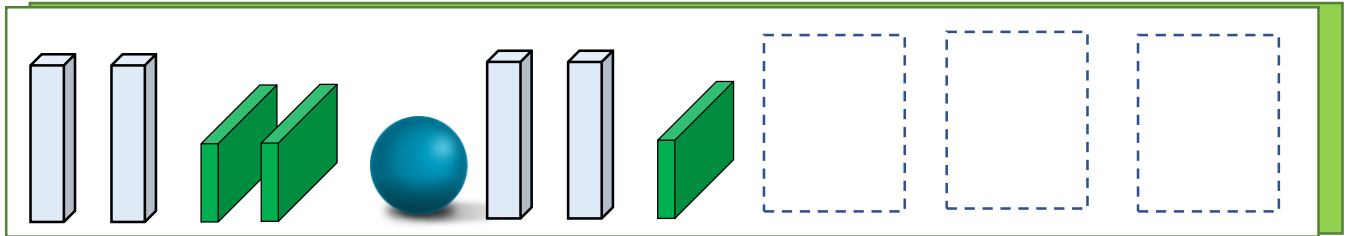
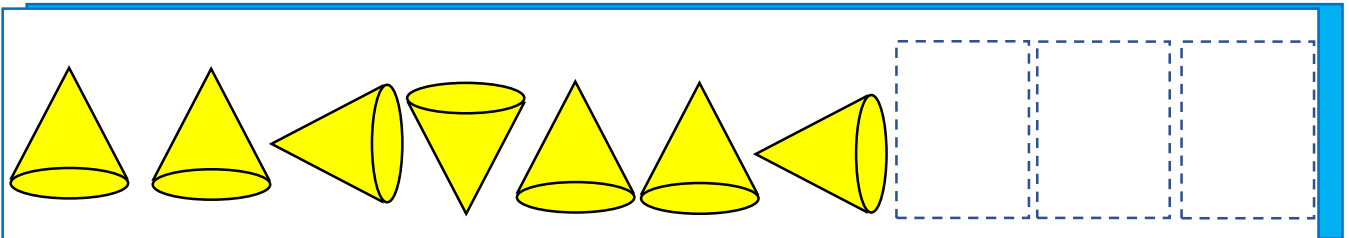


sphere , sphere



cylinder , cuboid

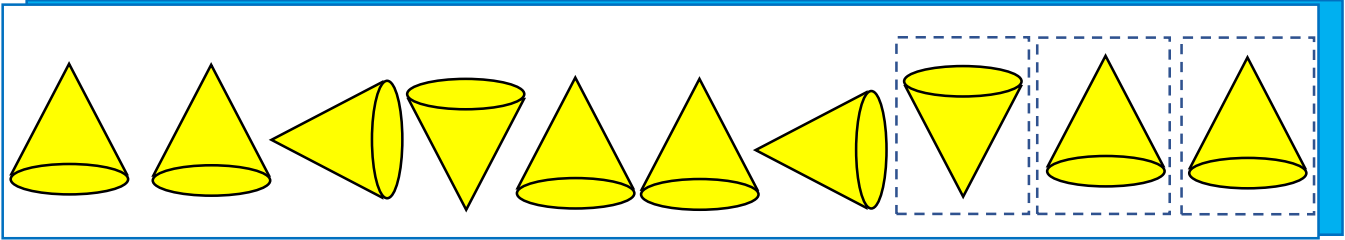
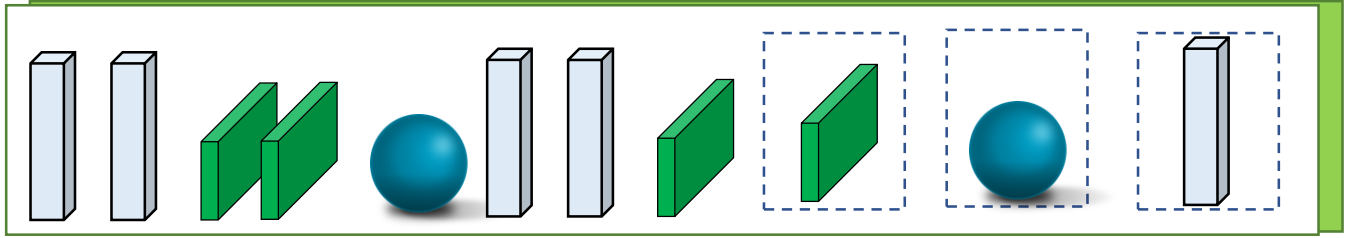
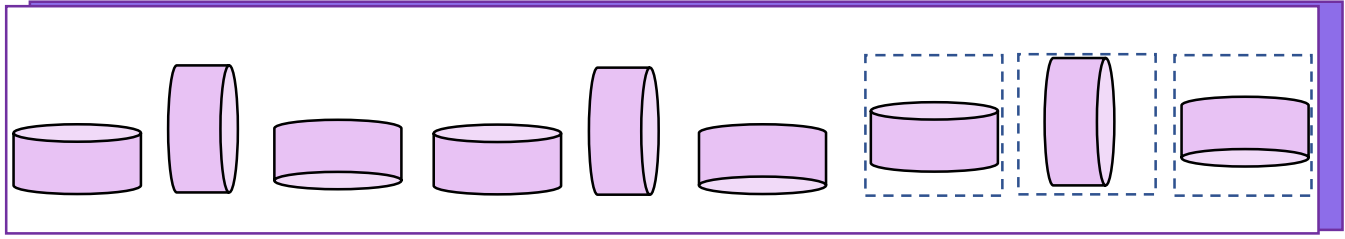
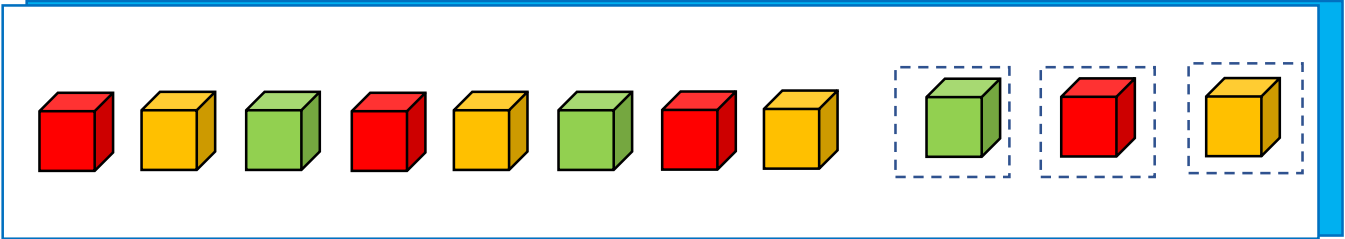
Stick the next 3 shapes of the patterns.

Write the next two shapes that comes next.




Stick the next 3 shapes of the patterns.

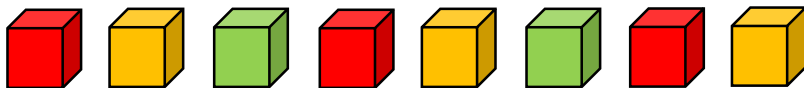


Write the next two shapes that comes next.

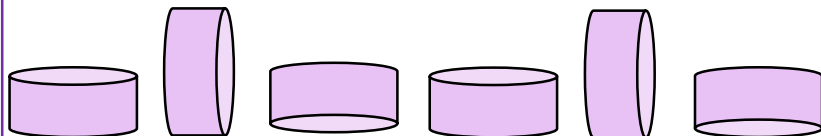




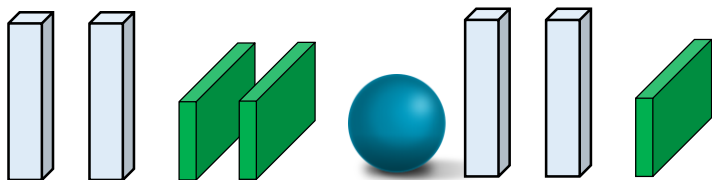
Stick the next 3 shapes of the patterns.



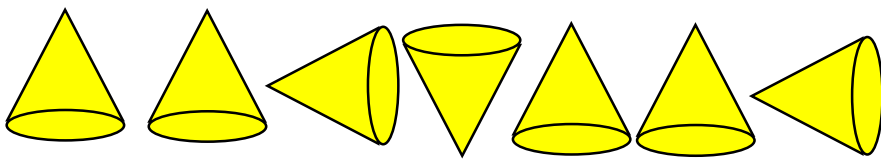
14th term 15th term 16th term



21st term 22nd term 23rd term



17th term 18th term 19th term

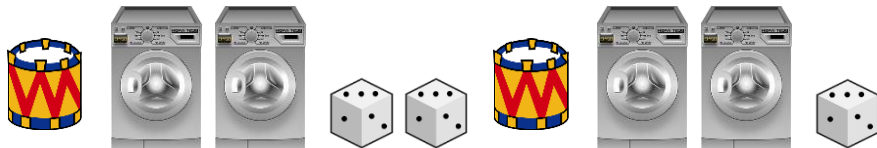


21st term 22nd term 23rd term

Write the name shape of the eighteenth and nineteenth term in each sequence.



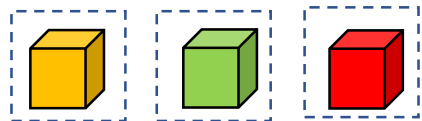
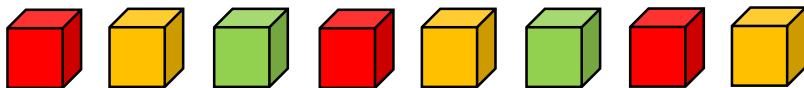
_____ , _____



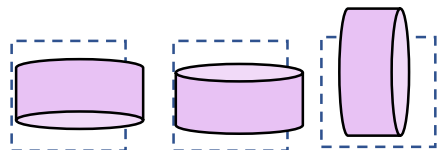
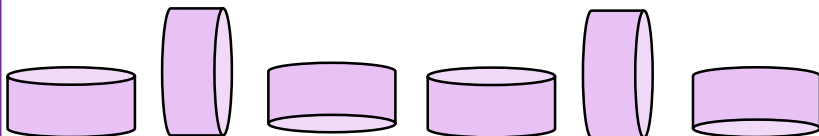
_____ , _____



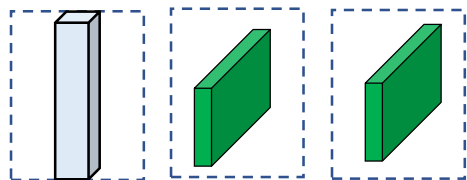
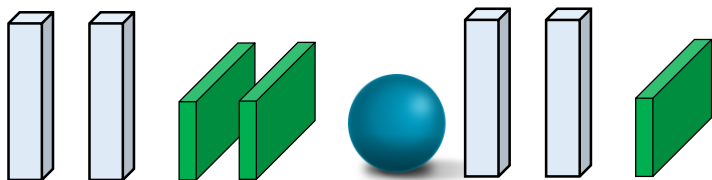
Stick the next 3 shapes of the patterns.



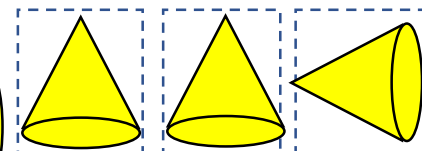
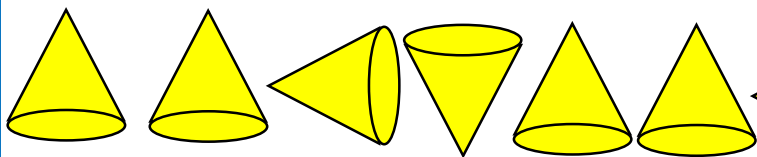
14th term 15th term 16th term



21st term 22nd term 23rd term



17th term 18th term 19th term

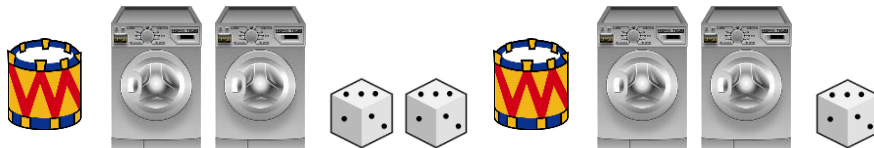


21st term 22nd term 23rd term

Write the name shape of the eighteenth and nineteenth term in each sequence.















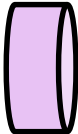
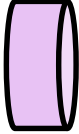










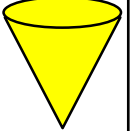
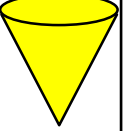


sphere , cuboid



























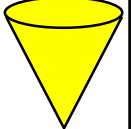
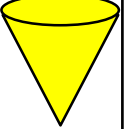


cuboid , cube

Use these shapes to complete your sequences.


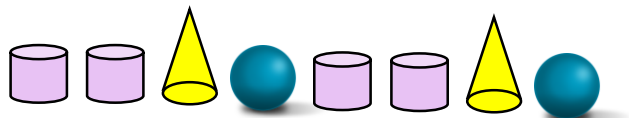
									
									
									

Use these shapes to complete your sequences.

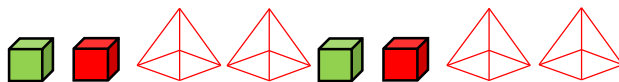
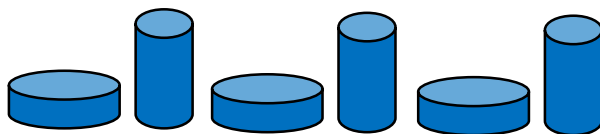
									
									
									

Esin has selected 3D objects that she has found in her house to match the pattern below.

Is she correct?


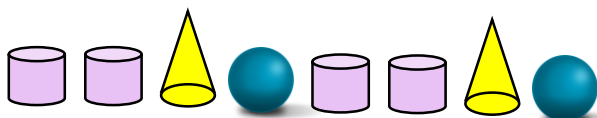


What's the same and what's different about the patterns below?

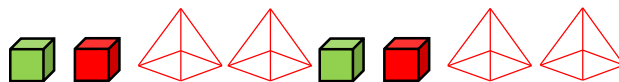
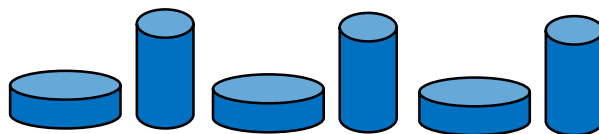


Esin has selected 3D objects that she has found in her house to match the pattern below.

Is she correct?

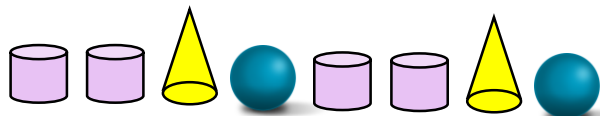


What's the same and what's different about the patterns below?



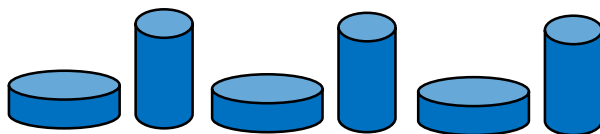
Esin has selected 3D objects that she has found in her house to match the pattern below.

Is she correct?

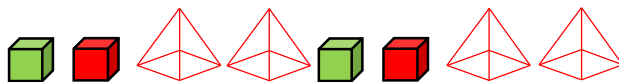


Yes, she is correct.

What's the same and what's different about the patterns below?


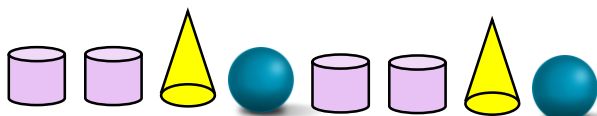


Answers include shape colour, the amount of shapes used, orientation and use of the same shapes but they look different.



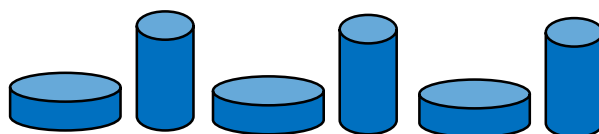
Esin has selected 3D objects that she has found in her house to match the pattern below.

Is she correct?



Yes, she is correct.

What's the same and what's different about the patterns below?



Answers include shape colour, the amount of shapes used, orientation and use of the same shapes but they look different.

