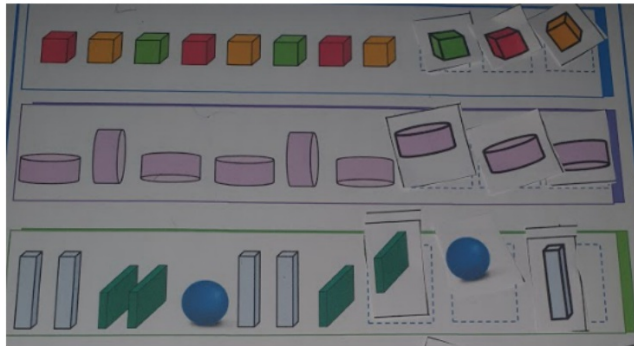
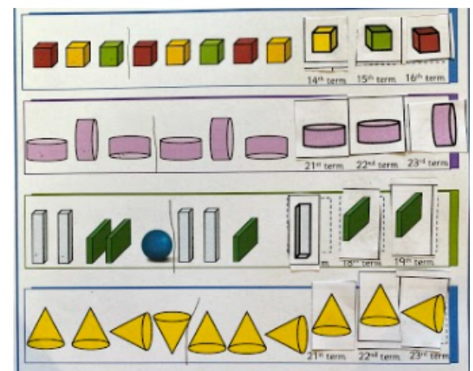


Last lesson, we were making patterns out of 3d shapes



You used colour to help you repeat the patterns when the shapes were the same



You worked out how many shapes before the pattern starts again

Make sure you keep checking the start of the pattern

WALT: Count pence

*What coins can you see?*



Money, money, money!



WALT: Count pence

*Can we put these coins in order of their value?*




WALT: Count pence



WALT: *Count pence*

Use comparison symbols to compare the coins.

>   =   <



WALT: Count pence



31p

26p

16p

