

Learning in Reception this week...

17th – 21st January – Little Red Riding Hood

The Drawing Club Vocabulary

Each week the children learn new words relating to our theme of the week. They learn an action to help them remember each word. Ask your child about the words we have been learning this week.

- Terrified
- Ravenous
- Cunning
- Disguise
- Gulp
- Gobble
- Stranger
- Snarled






Phonics

This week we have learnt our next 3 sounds.

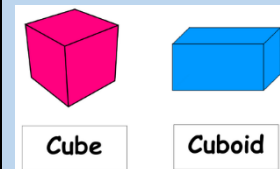
Practise saying our new sounds at home whilst doing the actions.

Can you find things at home which start/end with these sounds?

Sound	Visual	Action	Letter Formation Rhyme
y	yawn 	Put hand to mouth as if yawning	Under the yawn and down
z	zip 	Pretend to pull up a zip on a coat	Zig, zag, zig.
zz	buzzy bee 	Grasp all fingers on your thumb. Move it around in front to represent a bee buzzing around	This sound has 2 letters so we say that they are friends and hold hands. There are no letter formation rhymes for digraphs or trigraphs (sounds with 2/3 letters).

Maths

This week we have been learning about the number 7. We watched the Numberblocks episode 'Seven' and found things that represent the number – a rainbow (7 colours), days of the week, the 7 dwarves, a heptagon (7 sides and 7 corners) – like a 50p coin, Numicon, dominoes – 7 & 0, 6 & 1, 5 & 2, 4 & 3 etc. We watched the 'Fluffies' episode and practised counting out the correct amount of pom-poms to match each number.



We revisited the 2D (flat) shapes we have learnt previously and also began to learn about 3D (solid) shapes.

A cube has 6 square faces and 8 vertices (corners).

A cuboid has 6 rectangular/square faces and 8 vertices (corners).

We looked at everyday items such as a dice, cereal box, milk carton etc and sorted them into cubes and cuboids.

Discovery Detectives – This week we learnt how to make jam tarts! We helped to weigh out the ingredients, knead, roll, cut and fill the pastry. They were delicious! We also learnt about stranger danger and what we should do if a stranger speaks to us or tries to make us go with them. Please reinforce this with your child at home.

Continue your learning at home... - Draw a picture or make something for a grandparent or elderly relative.

