

Welcome to Year 1/2!  
**Almondsbury C of E Primary School**



Mrs Leonard

# The School Vision



## Almondsbury

Church of England Primary School

*Creating our Pathways*



"Show me your way, Lord teach me your paths"

Psalm 25.4

# The School Vision



**Almondsbury**

Church of England Primary School

*Creating our Pathways*

We use our vision as the main tool to drive our quality of education. We believe that everyone has the potential to do their very best and create their own pathways through life to take them any where and do anything they want to.

# The School Vision



This links to the Almondsbury interchange which can take you anywhere in the country you just have to get on to this and away you go!

# The School Vision

“Show me your way, Lord teach me your paths”  
*Psalm 25.4*

Our vision Bible verse – this links to our status as a Church school, gaining inspiration from the Bible and from our lives to use the Lord’s examples to show us the way to live, behave, work and play.

We use Bible stories to illustrate the ways of how to do this to believe, persevere and develop the children as rounded individuals, be themselves and do their very best.

# Timings

- Gates to the playground are opened at 8:45
- School starts at 8:55
- The children line up on the blue spot
- School ends at 3:30
- The children exit through the white hall door leading into the Key stage 1 playground

# Who's Who

- Our class TAs are: Mrs Greenland for 4 mornings.
- Mrs McAulay, Mrs Swann, Miss Katie, Mr Evans is a SEND TA with a child within our class.
- On Wednesday mornings in terms 1,3, and 5 Ms Winters will be taking the class during my management time.
- On Thursday afternoons: This term and term 4, Mrs Vicary will be taking the children for Forest School. During Terms 2,3,5 and 6. Mr Wallace will be taking the class for PE and Mrs Williams will teaching music.

NC  
Themed  
approach

English

Mathematics

RE

Music

Geography

DT

Heart  
Smart

PE

Science

Art

Computing

PE

Science


History



# Year 1

- The children are taught in whole class lessons, starting with a class input, followed by guided and independent work:
- Sitting at tables
- Working more independently
- Following a set of instructions
- Work in books
- Home work - Reading, Phonics, Maths Attack and Topic (homework projects)
- Assessed against the End of Year Expectations
- Encourage independence, e.g. book bags, notes.
- The children are expected to continue to bring their book bags to school everyday.

There are no pencil cases and back packs required.



# Time table

8.55– 9.00 register	9:05 - 9.15	9.15 - 10.10	10.10 = 10.30	10:30 = 10.45	10:45 = 11.00	11.00- 11.25	11.25 - 12.15	12:15- 1.15	1.15- 1.45	1.45 - 2.50	2.50 - 3:05	3:05 - 3.25			
<b>Monday</b>	Weekend Dairy writing	PE	Whole School Assembly	Snack/ Milk/ Story Time			English	LUNCH	Guided Reading	ART /Topic	AFTERNOON BREAK	Maths Sense			
<b>Tuesday</b> RG	Odd one out	- Y2 Maths Mat Sheet Maths	- KS1 Assembly				English		Y1 Phonics Y2 Spellings	English	Computing	Library	AFTERNOON BREAK	Maths Sense	
<b>Wednesday</b> RG	CEW words	Year 2 Reading Comprehension Maths	Singing Assembly				English		Y1 Phonics Y2 Spellings	English	Guided Reading	Science	AFTERNOON BREAK	Maths Sense	
<b>Thursday</b> RG Year 2 book change	Writing a sentence	Y2 Maths Mat Sheet Maths	Class Assembly				English		Y1 Phonics Y2 Spellings	English	Forest Skills/ Music/PE				
<b>Friday</b> RG Year 1 book change	Number of the week	Year 2 Reading Comprehension Maths	Whole School Assembly				English		Y1 Phonics Y2 Spellings	TOPIC/Art	Guided Reading	Heart Smart/ Golden Time	AFTERNOON BREAK	Time Story Time	

# A typical day for Year 1

- Morning
- 9:00 Register
- 9:10 -10:10 Maths
- 10:10 - 10:30 Collective Worship
- 10:30 - 11:00 Playtime and snack
- 11:00 - 11:20 Phonics
- 11:20 - 12:15 English
- 12:15 - 1:20 Lunch



# Afternoon

- 1:20- 1:40 Guided Reading
- Afternoon activities.  
These are usually topic linked except PE or RE
- 2:45-3:00 playtime
- 3:30 home time
- Parents/carers to wait in the Key stage 1 playground. Children come to you.
- Let us know if they are going home with anyone different.



# Daily Phonics



## Year 1 Phonics

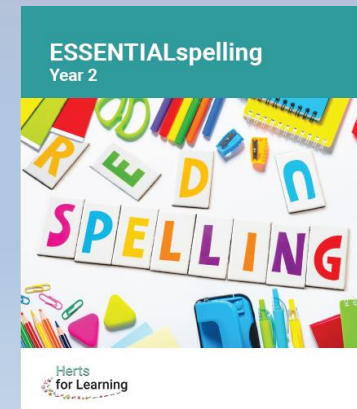
- Daily phonics sessions
- Revision of phonics taught in Reception
- Alternative pronunciations and spellings
- Year 1 phonic test in June




## Year 2 Spelling Patterns

Daily spelling sessions

Prefixes and suffixes



# Reading Books -



Reading books will be changed every Friday for the Year 1 children and every Thursday for the Year 2 Children .  
The children will be bringing home one school book to read at home. The children will be visiting the library once a week on a Tuesday and have the opportunity to bring a book home to share



# PE days/kit requirements



- PE is on a Monday and a Thursday.
- It is essential that children come to school in their full kit with them for these days.
- Jewellery is not permitted. Stud earrings need to be removed or taped over before school.
- Long hair should be tied up.





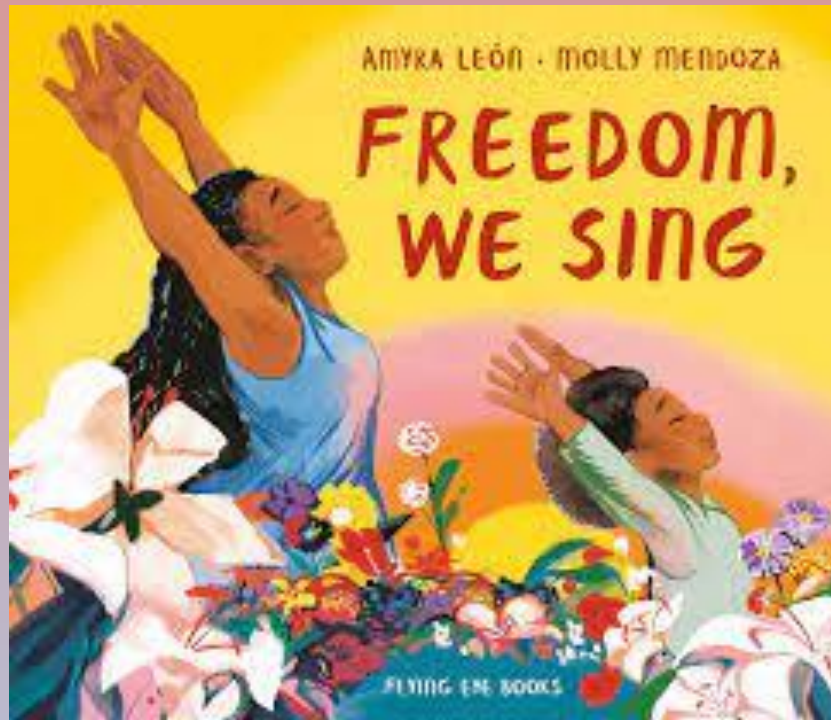
# Forest School

- Forest school takes place on a Thursday afternoon, please wear PE kits and bring in wellington boots and waterproof coats.
- The children are outside, whatever the weather.

# Book bags




Please only bring book bags on book changing days and our library day.



For the first few weeks of this term we will be doing some well being activities and also reading the book 'Freedom We Sing'


# This term's topic: Autumn 2022

## Let's Explore London!




# Knowledge Organiser

This side is information for parents. It gives you a breakdown of the key facts the children will learn during the topic, shows linked learning from topics in previous year groups and also allows you to see what will be taught in other subjects across the term.

 **Almondsbury**  
Church of England Primary School  
*Creating our Pathways*

Year Group...1... Topic.....Let's Explore London!

 **Previous Learning Links**

Different family customs and routines.


How to talk about past and present events in our own lives and in the lives of family members.

How to look closely at similarities, differences, patterns and change.


Understand how environments change over time.

Knowledge of the local area including ~~Almondsbury~~, Bristol and its relation to Wales.

**Location**



**Essential Knowledge**

 To understand changes in living memory

The lives of significant people in the UK and London and the impact they have had on the wider world - Queen Elizabeth II and the Royal Family

The countries and capitals of the UK


The main features of a capital city

The landscape of London

How London compares to our local area

How to build and use simple maps

**Learning in Other Subjects**

 English: Write narratives based in familiar settings - Paddington

Maths: Place Value and Addition and Subtraction within 10

Science: Seasonal changes and Animals including Humans

Computing: Making posters and pictures using different programs

REAL PE: Dance and improving balance and agility

RE: What does it mean to be part of a faith community? How and why do we celebrate special and sacred times?

HeartSmart: ~~Get HeartSmart~~ and Tao much Selfie isn't healthy

DT: Making sandwiches and sustainable packaging












Art: Paintings based on L.S. Lowry

Music: Introducing beat, dynamics and tempo

# Key Stage 1 Knowledge Organiser

This side is designed for you to use with your child.

These websites are aimed at children and are great for helping with homework projects or finding out more together

<p><b>Photos and Enrichment</b></p>    <p>Useful websites to explore:</p> <p><a href="https://www.bbc.co.uk/teach/class-clips-video/geography-ks1-ks2-transport-travel-and-landmarks-of-london/ehtscw">https://www.bbc.co.uk/teach/class-clips-video/geography-ks1-ks2-transport-travel-and-landmarks-of-london/ehtscw</a></p> <p><a href="https://www.projectbritain.com/london/">https://www.projectbritain.com/london/</a></p> <p><a href="https://www.activityvillage.co.uk/london">https://www.activityvillage.co.uk/london</a></p> <p><a href="https://www.gojettors.com/watch/series-1/go-jettors-big-ben-england/">https://www.gojettors.com/watch/series-1/go-jettors-big-ben-england/</a></p>	<p><b>Talk Like a Historian</b></p>  <p>N/A Geography based topic</p>	<p><b>Talk Like a Geographer</b></p>  <ul style="list-style-type: none"><li>• country</li><li>• continent</li><li>• capital city</li><li>• landmark</li><li>• river</li><li>• compass</li><li>• skyline</li><li>• aerial photo</li></ul>
	<p><b>Talk Like a Scientist</b></p>  <ul style="list-style-type: none"><li>• season</li><li>• year</li><li>• month</li><li>• cycle</li><li>• daylight</li><li>• climate</li><li>• hibernate</li></ul>	<p><b>Talk Like an Author</b></p>  <ul style="list-style-type: none"><li>• platform</li><li>• luggage</li><li>• voyage</li><li>• stowaway</li><li>• exclaimed</li><li>• hesitantly</li><li>• haste</li><li>• interior</li></ul>
	<p><b>Talk Like a Mathematician</b></p>  <ul style="list-style-type: none"><li>• digit</li><li>• numeral</li><li>• tens</li><li>• ones</li><li>• equal</li><li>• part</li><li>• whole</li></ul>	<p><b>Quality Texts</b></p> <p>Paddington by Michael Bond</p>  <p>The Queen's Handbag/</p>  <p>The Queen's Hat by Steve Antony</p> 

This section gives suggestions for age-appropriate novels and non-fiction books linked to the topic. We may use these in class too.

Our 'Talk Like an Expert' section gives you examples of the subject-specific vocabulary we will be using each term. The more the children can be hearing and using these words, the better. Try sticking it to your fridge and talking about the words together or having a 'word of the day' challenge in your family!


# Behaviour




- We encourage the children always to be courteous, polite and considerate towards others.
- We aim for the children to become more independent.
- Good behaviour is rewarded with house points, class gold pot coins, stickers and moving up the behaviour chart onto the sun and star.
- Each week there will be a star of the week.
- The class rainbow behaviour chart will continue.





# Give Me 5!

1  Eyes are looking at the person talking.

2  Ears are listening.

3  Mouth is closed.

4  Body is still, upright and faces the speaker.

5  Brain is ready to learn.



## Our Conversation Contract



Good morning. How are you?  
I'm ..... thank you. How are you?

Please may I go to the toilet?  
Yes of course.

Please can you help me?  
What can I help you with?  
I would like help with...

Goodbye. Have a nice evening.  
Thank you.

# Maths Attack - Mondays



## Mastery Maths Attack

As a school we are moving to the Mastery of Mathematics approach following a successful trial last year.

*Mastering maths means pupils of all ages acquiring a deep, long-term, secure and adaptable understanding of the subject. The phrase 'teaching for mastery' describes the elements of classroom practice and school organisation that combine to give pupils the best chances of mastering maths. Achieving mastery means acquiring a solid enough understanding of the maths that's been taught to enable pupils to move on to more advanced material.*

We have also decided to change the Maths Attack system so that it is in line with our new approach.

### Mastery Maths Attack

Each year group will have a set of Maths Attack levels that are focused on the curriculum objectives for their year

The children will benefit from input on these levels during maths lessons


The children will be able to bring home their attempted level to practise with your support

Each level will be studied for three weeks (two weeks in Year 6)

Each week the children can attempt the level in class and try and better their score or time

Following the three weeks, every child will move onto the next level and practise a new skill


How many nuts in total?



# NUMBOTS

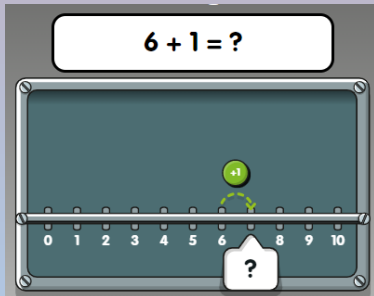
How many sticks do you see?

?



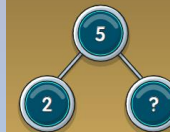
Numbots is a great, fun way for children to learn number facts. When children are fluent in number facts, they find it much easier to apply maths using different methods and contexts.

$$6 + 1 = ?$$



What is the missing part?

$$2 + ? = ? + 2 = 5$$



Please ask if you do not have your child's log on details. They are the same details to access Times Table Rock stars.

# Homework in KS1

- Reading daily at home, books will be changed weekly



- Weekly Maths Attack test (mental maths calculation)

- Numbots and Times table Rock stars




- Homework projects throughout year (1 per term)

# How can you help at home?

- Telling the time
- Encourage your children to get dressed themselves
- Talk about the books whilst you're reading to enhance understanding and enjoyment. Make it a positive experience
- Read school reading book
- Practise phonic spellings
- Practise Maths Attack
- Enjoy bedtime stories together
- Visit the library
- Play games, encouraging turn taking, winning and losing

# Our Class Book



# Our School Website

Mrs Leonard's Class

Welcome to the Year 1 and 2 Page!

## Welcome to Year 1 / 2



Please look at the tabs in the right-hand side to find information about what we are learning each term and also our coverage of Phonics and Maths.

Please also, take a look at **Photos** tab to see what exciting activities we have been doing in class!



Our Year 1 and 2 Class book is 'Octopus Shocktopus!' by Peter Bently & Steven Lenton. Each child will have the opportunity to take it home and make a reflection, by drawing or writing in the scrap book. I hope you enjoy it!

If you have any questions or queries, I usually available after school most days, or otherwise, you can email me at [debbie.leonard@almondsburyprimary.co.uk](mailto:debbie.leonard@almondsburyprimary.co.uk)

# Online safety is a shared responsibility!

## At School:

We teach the children how to be safe online, how to use the internet responsibly and closely monitor their use.

## At home:

We need you to reinforce what is being taught at school, know what applications are age appropriate and closely monitor your child's use of the internet.

# Online safety Policy

## USE OF THE INTERNET

Children get the opportunity to develop their internet skills in all subject areas. They are taught how to use the internet safely and how some information found on the internet can be unreliable. During Computing lessons children have specific E-safety lessons. They are taught the SMART e-safety rules as well as being taught online research and note taking skills.

As a duty of care, teaching staff will inform a member of the Senior Leadership Team or a member of the Computing Team if they have evidence of children using websites or applications that are not appropriate for them. This includes sites and applications that children are using at home. The Computing Team or SLT will follow this up with both the child and parent and report the child to the company concerned.

Many websites have an age restriction of 13 and over, and are therefore not suitable for any Primary aged children.

The following applications/sites are examples and are not an exhaustive list.

Application/Site	Age Restriction
Musical.ly	age limit 13+
Fortnite	age limit 12+
Instagram	age limit 13+
Facebook	age limit 13+
WhatsApp	age limit 13+
Snapchat	age limit 13+
YouTube channel	age limit 13+
Minecraft	has two age limit settings 7+ & 13+

## School Policy

**There is a clear section in our Computing policy that addresses use of the internet.**



Instagram



Facebook



Snapchat




Musical.ly

All of these applications have age limits.  
Children must be 13 years old to use them!



WhatsApp

Whatsapp



YouTube



Fortnite



## Any Questions?

I am very happy to answer general questions now.

However, if you have any personal queries that you would prefer to ask privately, please email me directly:

[Debbie.leonard@almondsburyprimary.co.uk](mailto:Debbie.leonard@almondsburyprimary.co.uk)

Or the best time to catch me during the week is after school

Thank you for coming.

Mrs Leonard