

# Welcome to Reception

## Meet the Teacher

### September 2022



# Meet the Team ...



**Miss Wingett**  
EYFS Leader & Reception 1  
Class Teacher



**Mrs North**  
Reception 2 Class Teacher  
Monday – Wednesday



**Ms Hill**  
Reception 2 Class Teacher  
Wednesday – Friday





# Meet the Team ...



**Mrs Jones**  
Reception Teaching Assistant



**Miss Cantin**  
Reception Teaching Assistant



**Miss Katie**  
1:1 Teaching Assistant



**Miss Coles**  
1:1 Teaching Assistant



# Contacting Staff ...


- ☐ All staff are available to contact via their school email address. We endeavour to reply to emails as soon as we can.
- ☐ [rebecca.wingett@almondsburyprimary.co.uk](mailto:rebecca.wingett@almondsburyprimary.co.uk)
- ☐ [kate.north@almondsburyprimary.co.uk](mailto:kate.north@almondsburyprimary.co.uk)
- ☐ [carolyn.hill5@almondsburyprimary.co.uk](mailto:carolyn.hill5@almondsburyprimary.co.uk)
- ☐ If you need to speak with a staff member it is best to do so afterschool. However, if something urgently needs to be shared, for example something that may impact on your child's day at school, please speak to a member of the Reception team in the morning or contact the school office to pass on a message.

# School Timings ...

- ☐ Gates to the playground open at 8:45am
- ☐ Start of school day – 8:55am
- ☐ Lunchtime – 12:15pm – 1:15pm
- ☐ End of school day – 3:30pm
- ☐ If your child is absent from school or going to be late, please contact the school office to inform them.




# Almondsbury Primary School Vision ...



- ☐ Our school vision was created 3 years ago.
- ☐ We use our vision as the main tool to drive our quality of education.
- ☐ We believe that everyone has the potential to do their very best and create their own pathways through life to take them anywhere and do anything they want to.

# Almondsbury Primary School Vision ...



- ❑ Our school logo is a cross, as we are a Church School.
- ❑ This also links to the Almondsbury Interchange which can take you anywhere in the country, you just have to get on to this and away you go!



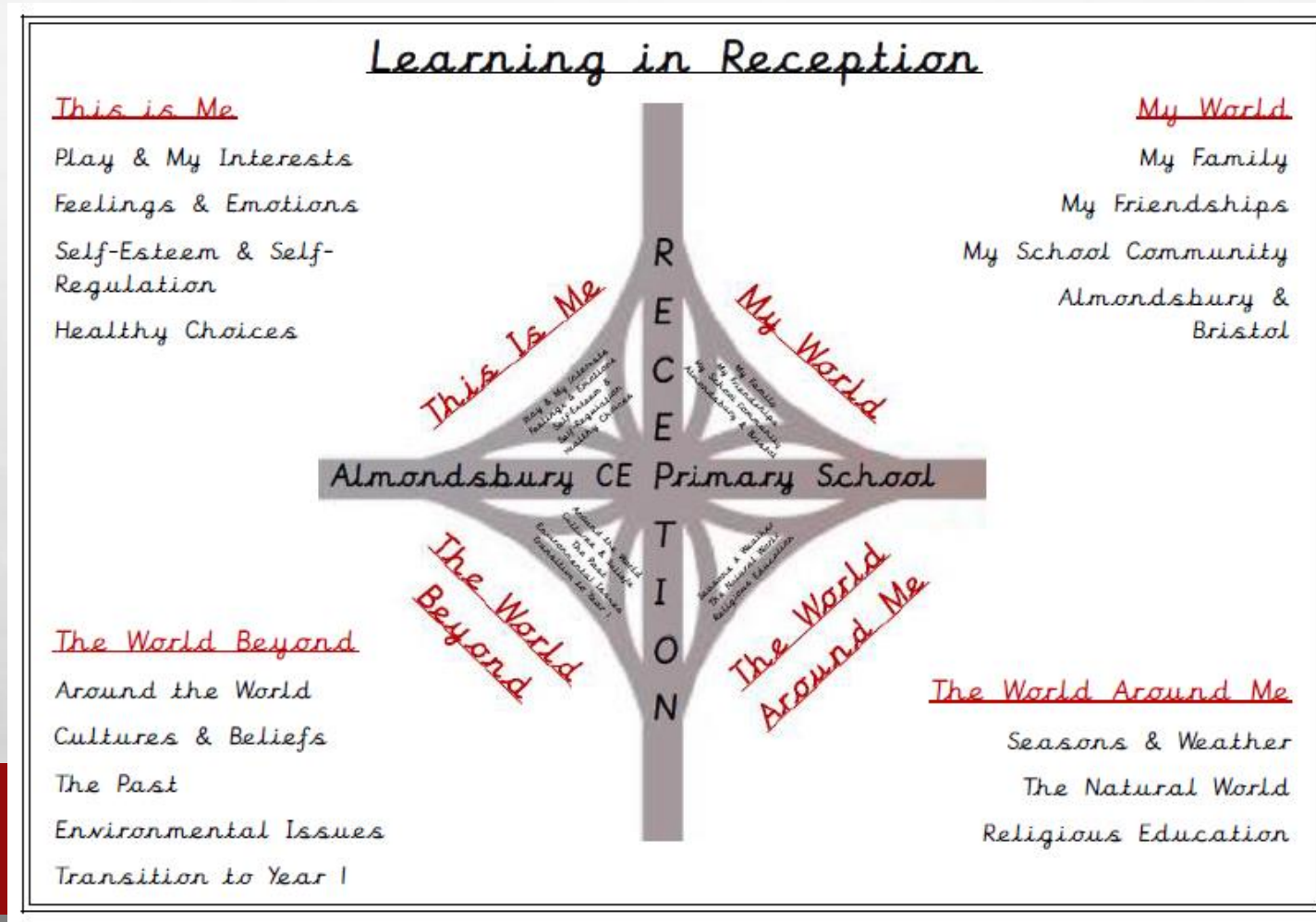
# Almondsbury Primary School Vision ...

"Show me your way, Lord teach me your paths"  
*Psalm 25.4*

- ❑ This is our school Vision's Bible verse – It links to our status as a Church School, gaining inspiration from the Bible and from our lives, to use the Lord's examples to show us the way to live, behave, work and play.

# Learning in Reception ...

- ❑ At Almondsbury Primary School, learning in Reception is divided into 4 pathways...  
**This is Me, My World, The World Around Me and The World Beyond.**





# Learning in Reception ...

- ❑ In Reception, the children **learn through play**.
- ❑ The delivery of the curriculum is devised around the **interests of the children**, with common themes and threads running through the year, to provide them with a wide range of experiences and learning opportunities.
- ❑ The learning that takes place in Reception, provides the children with the **basic foundations of learning** and **lifelong thirst for knowledge, understanding and the development of skills**.
- ❑ The children help to **devise and extend their own learning experiences** with the assistance of the adults around them.

# Learning in Reception ...

**Eddie the Exploring Elephant**



I explore and plan my ideas.

**Tallulah the Turn-Taking Turtle**



I take turns and share.

**Paolo the Proud Peacock**



I achieve my goals.

**Molly the 'Myself' Meerkat**



I make independent choices.

**Rosie the Reflecting Rhino**



I check my progress and see how well I am doing.

**Bertie the Brave Bear**



I try new things.

**Leroy the Linking Lion**



I make links between ideas.

**Percy the Persevering Penguin**



I keep on trying and don't give up.

**Connie the Creative Chameleon**



I have my own ideas.

**Annie the Analysing Alligator**



I am beginning to correct my mistakes by myself.



# A Typical Week in Reception ...

- ❑ In Reception, our learning each week is focussed around a **high quality text/book**.
- ❑ We have **daily** phonics and fine-motor sessions.
- ❑ Maths sessions are taught 4 times a week with a weekly tracking activity on a Friday.
- ❑ Drawing Club happens 3 times a week (development of drawing & writing skills).
- ❑ Once a week - Physical Education (PE), Religious Education (RE), Art, Team Boris - (HeartSmart – PSED), library visit, Discovery Detectives – History, Geography, Science (twice a week).
- ❑ PPA – Wednesday pm – Welly Wednesday (outdoor learning), Music & Super Value Story time (a different value focus each term, relating to the whole school values)

# What to wear to School ...

- ❑ **Monday, Tuesday and Friday** — Grey trousers or skirt/pinafore, white shirt or blouse, grey jumper or cardigan, grey/ red school tie, black shoes (not trainers).
- ❑ **Wednesday** — **Welly Wednesday** — Plain t-shirt, black/grey jogging bottoms or leggings, black/grey jumper, trainers. Wellies and puddle suits or waterproof jackets and trousers are to be kept in a bag on your child's peg to change into.
- ❑ **Thursday** — **PE** — Almondsbury School red PE top, black shorts or jogging bottoms, black jumper, trainers, earrings removed or covered with tape, long hair tied back.
- ❑ Please label **EVERYTHING** that your child wears and brings to school.
- ❑ If your child is attending **after school club**, please ensure they bring a change of clothes appropriate for playing sports in. Please also provide a healthy snack.



# What to bring to School ...

- ☐ Please bring your bookbag everyday, containing the reading folder and books. Please check inside the bookbag regularly for communications from the school. Please ensure your child's library book is in their bookbag on a Friday so they can change it for a new one.
- ☐ Water bottle – no squash or juice please.
- ☐ Don't forget coats, hats, gloves, scarves as it begins to get colder. We go out regardless of the weather!
- ☐ Please name **ALL** items brought to school.
- ☐ We are a **nut free school**. Please **NO NUTS** whatsoever.
- ☐ Please leave **ALL** toys at home.
- ☐ Children in Reception **do not** require a pencil case and stationery or a back pack.

# Home – School Links in Reception ...

- ❑ Each child in Reception will have a turn at bringing home each of the following across the year ... **Cooking bag, Class book, Boris the Robot book** and the **Marvellous Me Box**. All come with a set of instructions to follow to explain what to do. The cooking bag and class book come with a scrapbook for you to record what your child did at home.
- ❑ **Wow Moments** - It is very important to celebrate achievements at home and in school. We will provide you with some WOW slips for you to record any special achievements or 'Wow Moments' for your child, which they can then share with their class. Examples may include trying something new, sleeping in their own bed all night, getting dressed by themselves, gaining a swimming badge etc. *We want to celebrate everything, no matter how small!*



# Homework in Reception ...

- ☐ We will be changing reading books once a week on Fridays. A new Blending Bookmark will be stapled into the Reading Record each week to match the new sounds taught at school.
- ☐ To best support us in teaching your child to read, we ask that you read the decodable book and Blending Bookmark provided by the school **four times** across the week.
- ☐ Day 1 & 2: Focus on decoding (identifying each sound in the word and blending them together before reading the whole word. Support with the use of robot arms and blending hands).
- ☐ Day 3: Focus on fluency (reading with ease and precision without blending). This may not always be appropriate if your child is finding it challenging.
- ☐ Day 4: Focus on reading with expression (using appropriate emotion when reading aloud) and comprehension of the text.

# Homework in Reception ...

- ❑ Each child is given a 'Mathematics Folder' including number cards, a tens frame, part, part, whole model and numberline. These can be used at home to practise mathematical concepts taught at school. More information about this will be shared at our Maths Workshop in Term 2.
- ❑ Each child is given a 'Home Learning Pack', funded by the Parents Association. This includes a chunky triangular school pencil to practise drawing and writing at home, a pair of school scissors and a scissor skills booklet to practise cutting at home, a wipe-off pen and wipe off name, letter and number formation card. Also included are 2 cards to support with ensuring your child is holding their pencil and scissors correctly and using them effectively.



# How can you help at home? ...

- ❑ **Encourage your children to be as independent as possible.** Show them how to put on their coat, zip it up, change their shoes, go to the toilet, wipe their bottoms and wash their hands, teach them to use cutlery correctly, open packaging in their lunchbox etc.
- ❑ Engage in what we are doing at school at home. Each week we will send you information of what we have been learning. Talk to your child about it and revisit some activities we have completed.
- ❑ **Make sure your child gets enough sleep.** They will be very tired in Reception, even if they have previously been at nursery or pre-school full-time. Being at school has different expectations and they are learning something new all the time!
- ❑ Encourage your child to get into a good routine of completing their reading. They will be expected to read at least 4 times a week throughout their time at Almondsbury and this must start in Reception.

Thank You

Please feel free to look around the  
classroom and ask any questions