
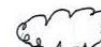




*Welcome to Year 1*  
**Almondsbury C of E Primary School**



*Miss Hake*



# Almondsbury

Church of England Primary School

*Creating our Pathways*



"Show me your way, Lord teach me your paths"

*Psalm 25.4*



We use our vision as the main tool to drive our quality of education. We believe that everyone has the potential to do their very best and create their own pathways through life to take them any where and do anything they want to.

# Who's Who

- Our class TA is Mrs Brooks.
- Mrs Laing will also be in our class.
- Thursday afternoons will be PE (Dave Wallace) and Music (Mrs Williams) activities. In terms 3 and 6 it will be Outdoor Learning.



This term's topic is  
"Out and About in Almondsbury"



NC  
Themed  
approach

English

Mathematics

RE

Music

Geography

DT

Heart  
Smart

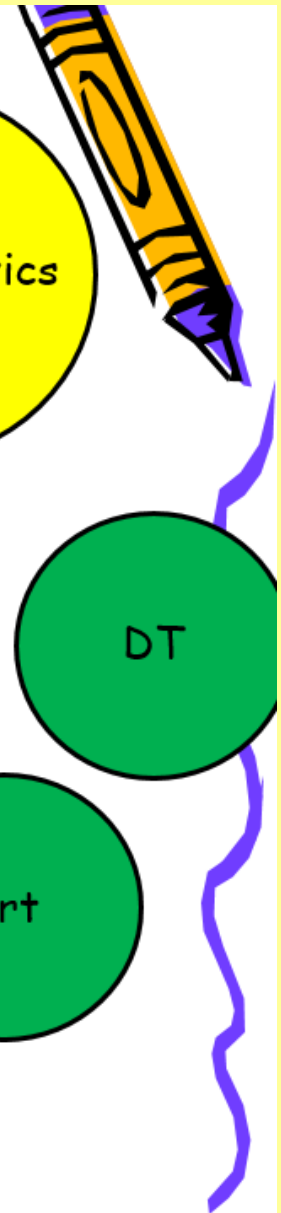
PE

Science

Art

Computing

History



# Year 1 Knowledge Organiser

This side is information for parents. It gives you a breakdown of the key facts the children will learn during the topic, shows linked learning from topics in previous year groups and also allows you to see what will be taught in other subjects across the term.



## Year Group...1... Topic.....Out and About in Almondsbury



### Previous Learning Links

How to talk about past and present events in our own lives and in the lives of family members.

How to look closely at similarities, differences, patterns and change.

Understand how environments change over time.

Knowledge of the local area including Almondsbury, Bristol and its relation to Wales.

### Location



### Essential Knowledge

To understand changes in living memory



The countries and capitals of the UK

The difference between a village and a city

The human and physical features of a village

The landscape of Almondsbury

How to build and use simple maps

Comparing past and present maps of Almondsbury

Understanding the reasons why Almondsbury has changed over time

### Learning in Other Subjects



English: Write narratives based in familiar settings - Traction Man

Maths: Place Value and Addition and Subtraction within 10

Science: Seasonal changes and Animals including Humans

Computing: Making posters and pictures using different programs

REAL PE: Dance and improving co-ordination and footwork

RE: How do we care for others and the world and why does it matter?

Why does Christmas matter to Christians?

HeartSmart: Get HeartSmart and Too Much Selfie Isn't Healthy

DT: Making fruit kebabs and developing cutting, chopping and peeling skills

Art: Painting in the style of Matisse.

Music: Introducing beat, dynamics and tempo



# Year 1 Knowledge Organiser

This side is designed for you to use with your child.

These websites are aimed at children and are great for helping with homework projects or finding out more together

## Photos and Enrichment



<https://en.wikipedia.org/wiki/Almondsbury>

4

## Talk like a Historian



- Victorian
- memorial
- past
- present
- artefact
- listed buildings
- preservation

## Talk like a Geographer



- village
- rural
- River Severn
- interchange
- physical
- human
- city
- county

## Talk like a Scientist



- season
- year
- month
- cycle
- daylight
- climate
- hibernate

## Talk like an Author



- traction
- combat
- shrubbery
- legend
- intergalactic
- suspended
- supersonic
- hoist

## Talk like a Mathematician



- digit
- numeral
- tens
- ones
- equal
- part
- whole

## Quality Texts

Traction Man



This section gives suggestions for age-appropriate novels and non-fiction books linked to the topic. We may use these in class too.

Our 'Talk Like an Expert' section gives you examples of the subject-specific vocabulary we will be using each term. The more the children can be hearing and using these words, the better. Try sticking it to your fridge and talking about the words together or having a 'word of the day' challenge in your family!



# Our Timetable

Year1 Autumn 1

8.55 – 9.05 register	8.45 – 9.10	9.30 – 10.100	10.15 – 10.30	10.30 – 10.45	10.45 – 11.00	11.00 – 11.50	11.50 – 12.15	12.20– 1.20	1.20– 1.40	1.40 – 2.55	2.55 – 3.10	3.10 – 3.30
<b>Monday</b>	Early work	English	Whole School Assembly	B	Snack & Story	English	Phonics	L	Guided Reading	Science/ COOL time	B	Number Sense Story time
<b>Tuesday</b>	Early work	Math's	KSL Assembly	R	Snack & Story	Math's/ Library	Phonics	U	Guided Reading	DT/Art/ COOL time	R	French
<b>Wednesday</b>	Early work	English	Singing Assembly	E	Snack & Story	English	Phonics	N	Guided Reading	Topic/ COOL time	E	Number Sense Story time
<b>Thursday</b>	Early work	Math's	Class Assembly	A	Snack & Story	Math's	Phonics	C	Guided Reading	PPA PE/Music T3/6 OL	A	Number Sense Story time
<b>Friday</b>	Early work	PE	Whole School Assembly	K	Snack & Story	Handwriting & Phonics	Heartsmart	H	Guided Reading	Computing/ COOL time	K	Number Sense Story time

# A Typical Day in Year 1

8.55am Register and early work

9.10-10.15am Maths or English

10.15-10.30am Worship

10.30-10.45am Breaktime

10.45-11.00am Snack & story

11.00-11.45am COOL time

11.45-12.15pm Phonics

12.15-1.15pm Lunchtime

1.15- 2.55pm Topic/Science/Art/DT/Computing

2.55-3.30pm Break time and story time

# Year 1 Phonics

- Daily phonics sessions
- Revision of phonics taught in Reception
- Alternative pronunciations and spellings
- Year 1 phonic test in June



# Homework in KSI

- Reading at home, books changed every Thursday and library books are changed every Tuesday
- Numbots
- Homework projects throughout year (one per term)



# How can you help at home?

- Telling the time
- Encourage your children to get dressed themselves
- Talk about the books whilst you're reading to enhance understanding and enjoyment. Make it a positive experience
- Read school reading book
- Practise phonic sounds
- Enjoy bedtime stories together
- Visit the library
- Play games, encouraging turn taking, winning and losing

# PE days/Kit requirements

- PE is on a Thursday and a Friday.
- It is essential that children wear their full kit on these days.
- Jewellery is not permitted. Stud earrings need to be removed or taped over before school.



# Golden Rules



## Golden Rules:

Ready

Respectful

Safe



### Ready:

we are always ready to  
learn, listen and help.



### Respectful:

we are respectful of all people  
and property within our school  
community.




### Safe:

we act and move in a way  
that keeps ourselves and  
others safe at all times.


# Oracy





## Give Me 5!

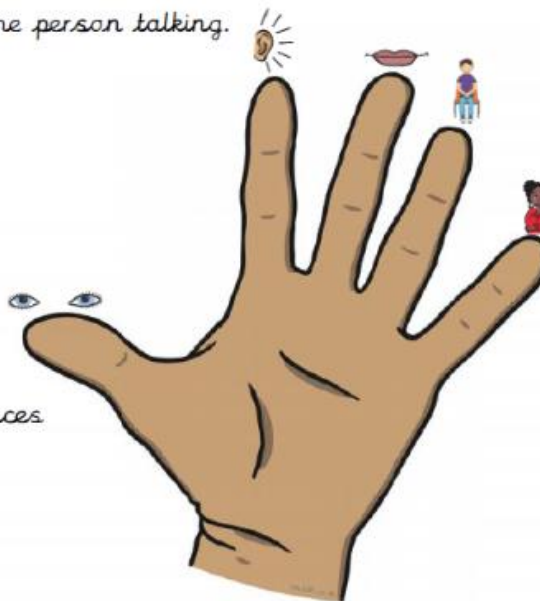
1  Eyes are looking at the person talking.

2  Ears are listening.

3  Mouth is closed.

4  Body is still, upright and faces the speaker.

5  Brain is ready to learn.



### Our Conversation Contract



Good morning. How are you?

I'm ..... thank you. How are you?

Please may I go to the toilet?

Yes of course.

Please can you help me?

What can I help you with?

I would like help with...

Goodbye. Have a nice evening.

Thank you.



# Our School Website

[HOME](#) > [CLASSES](#) > [MISS HAKE'S CLASS](#)

## Miss Hake's Class

Welcome to the Year 1 Class Page!



Please look at the tabs on the right hand side to find information about what we are learning each term and also our coverage of Phonics and Maths.

Please also, take a look at the **Photos** tab to see what exciting activities we have been doing in class!

[Maths](#)[Oracy](#)[Phonics](#)[Photo Gallery](#)[Reading](#)[Term 1 and 2 Information](#)[Websites](#)

# Online safety is a shared responsibility!

## **At School:**

We teach the children how to be safe online, how to use the internet responsibly and closely monitor their use.

## **At home:**

We need you to reinforce what is being taught at school, know what applications are age appropriate and closely monitor your child's use of the internet.



**Instagram**



**Facebook**



**Snapchat**




**Musical.ly**

All of these applications have age limits.  
Children must be 13 years old to use them!



**Whatsapp**



**YouTube**



**Fortnite**

## USE OF THE INTERNET

Children get the opportunity to develop their internet skills in all subject areas. They are taught how to use the internet safely and how some information found on the internet can be unreliable. During Computing lessons children have specific E-safety lessons. They are taught the SMART e-safety rules as well as being taught online research and note taking skills.

As a duty of care, teaching staff will inform a member of the Senior Leadership Team or a member of the Computing Team if they have evidence of children using websites or applications that are not appropriate for them. This includes sites and applications that children are using at home. The Computing Team or SLT will follow this up with both the child and parent and report the child to the company concerned.

Many websites have an age restriction of 13 and over, and are therefore not suitable for any Primary aged children.

The following applications/sites are examples and are not an exhaustive list.

Application/Site	Age Restriction
Musical.ly	age limit 13+
Fortnite	age limit 12+
Instagram	age limit 13+
Facebook	age limit 13+
WhatsApp	age limit 13+
Snapchat	age limit 13+
YouTube channel	age limit 13+
Minecraft	has two age limit settings 7+ & 13+

### School Policy

**There is a clear section in our Computing policy that addresses use of the internet.**



Thank you for coming.

Please ask if you have  
any other queries.

Miss Hake