

The Tests

[click to
see all
text](#)

- Key Stage 2 SATs take place nationally in the week commencing 13th May 2024.
- Statutory tests will be administered in the following subjects:
 - Reading (60 minutes)
 - Spelling (approximately 15 minutes)
 - Punctuation, Vocabulary and Grammar (45 minutes)
 - Mathematics
 - Paper 1: Arithmetic (30 minutes)
 - Paper 2: Reasoning (40 minutes)
 - Paper 3: Reasoning (40 minutes)
- There aren't any separate tests for the most able children.
- Instead, each test will have scope for higher attaining pupils to show their strengths.
- All tests are externally marked.
- Writing will be 'Teacher Assessed' internally, as in recent years.

[chapter
menu](#)

[next
page](#)

Scaled Scores

[click to
see all
text](#)

- What is meant by 'scaled scores'?
- It is planned that 100 will always represent the 'national standard'.
- Each pupil's raw test score will therefore be converted into a score on the scale, either at, above or below 100.
- The scale will have a lower end point somewhere below 100 and an upper end point above 100.
- A child who achieves the 'national standard' (a score of 100) will be judged to have demonstrated sufficient knowledge in the areas assessed by the tests.
- In July 2024 for the first publication of test results, each pupil will receive:
 - A raw score (number of raw marks awarded).
 - A scaled score in each tested subject.
 - Confirmation of whether or not they attained the national standard.

[chapter
menu](#)

[next
page](#)

Scaled Score Examples

[click to
see all
text](#)

On publication of the test results in July 2024:

- A child awarded a scaled score of 100 is judged to have met the 'national standard' in the area judged by the test.
- A child awarded a scaled score of more than 100 is judged to have exceeded the national standard and demonstrated a higher than expected knowledge of the curriculum for their age.
- A child awarded a scaled score of less than 100 is judged to have not yet met the national standard and performed below expectation for their age.
- A child awarded a scaled score of 110 and above is judged to be working at a standard that is above that of the Expected standard and is working at a Higher Standard.

[chapter
menu](#)

[next
page](#)

Spelling, Punctuation and Grammar

click to
see all
text

- A Spelling test is administered containing 20 words, lasting approximately 15 minutes.
- A separate test is given on Punctuation, Vocabulary and Grammar
- This test lasts for 45 minutes and requires short answer questions, including some multiple choice.
- Marks for these two tests are added together to give a total for Spelling, Punctuation and Grammar.

chapter
menu

next
page

Sample Questions

Grammar, Punctuation and Spelling Paper 1

40

Tick one box in each row to show if the underlined conjunction is a **subordinating conjunction** or a **co-ordinating conjunction**.

Sentence	Subordinating conjunction	Co-ordinating conjunction
I like ice-skating <u>and</u> roller-skating.		
Jamie likes roller-skating, <u>but</u> he has never tried ice-skating.		
Jamie will go ice-skating <u>if</u> I go with him.		

1 mark

chapter
menu

next
page

Sample Questions

Grammar, Punctuation and Spelling Paper 1

44

Underline the **verb form** that is in the **present perfect** in the passage below.

Rachel loves music and has wanted to learn how to play the piano for years. She was hoping for piano lessons, and was delighted when her parents gave her a keyboard for her birthday.

1 mark

chapter
menu

next
page

Reading

[click to
see all
text](#)

- The Reading Test consists of a single test paper with three unrelated reading texts.
- Children are given 60 minutes in total, which includes reading the texts and answering the questions.
- The texts get progressively harder as the children work through the booklet.
- A total of 50 marks are available.
- Questions are designed to assess the comprehension and understanding of a child's reading.
- Some questions are multiple choice or selected response, others require short answers and some require an extended response or explanation.

[chapter
menu](#)

[next
page](#)

Reading

click to
see all
text

1. Under the Earth's surface, it gets

hot.

wet.

cool.

dark.

1

1 mark

2. Most people think that volcanoes are

anywhere
in
the world.

tall and
cone shaped.

broad
and flat.

under
the sea.

2

1 mark

3. An active volcano is one that is

erupting.

gentle.

no longer
erupting.

pouring out
lava.

3

1 mark

chapter
menu

next
page

15. Some people think that Pliny's uncle was a brave but foolish leader.

What do you think?

☐

brave

☐

foolish

☐

brave and foolish

Explain your answer using parts of the information to help you.

15

☐

3 marks

chapter
menu

next
page

- Children will sit three tests.
- Paper 1 is for 'Arithmetic' lasting for 30 minutes, covering calculation methods for all operations, including use of fractions, percentages and decimals.
- Questions gradually increase in difficulty. Not all children will be expected to access some of the more difficult questions later in the paper.
- Papers 2 and 3 cover 'Problem Solving and Reasoning', each lasting for 40 minutes.
- Pupils will still require calculation skills but will need to answer questions in context and decide what is required to find a solution.

Sample Questions

Maths Paper 1: Arithmetic

24

$$15.4 - 8.88 =$$

☐

1 mark

25

1 3 3 0 1 6

Show
your
method

☐

2 marks

chapter
menu

next
page

Sample Questions

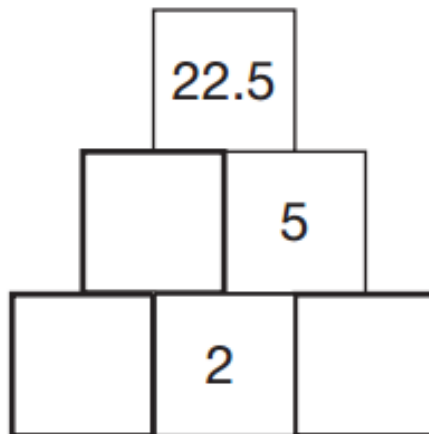
Maths Paper 2 / Paper 3 : Reasoning

14

Here is a number pyramid.

The number in a box is the **product** of the two numbers below it.

Write the missing numbers.



2 marks

chapter
menu

next
page

Sample Questions

Maths Paper 2 / Paper 3 : Reasoning

16

Large pizzas cost £8.50 each.


Small pizzas cost £6.75 each.

Five children together buy one large pizza and three small pizzas.

They share the cost equally.

How much does each child pay?

Show
your
method



2 marks

chapter
menu

next
page

How to Help Your Child

[click to
see all
text](#)

- First and foremost, support and reassure your child that there is nothing to worry about and they should always just try their best. Praise and encourage!
- Ensure your child has the best possible attendance at school
- Support your child with any homework tasks.
- Reading, spelling and arithmetic (e.g. times tables) are always good to practise.
- Talk to your child about what they have learnt at school and what book(s) they are reading (the character, the plot, their opinion).
- Make sure your child has a good sleep and healthy breakfast every morning!



[chapter
menu](#)

[next
page](#)

How to Help Your Child with Reading

click to
see all
text

- Listening to your child read can take many forms.
- First and foremost, focus developing an enjoyment and love of reading.
- Enjoy stories together – reading stories to your child at KS2 is equally as important as listening to your child read.
- Read a little at a time but often, rather than rarely but for long periods of time.
- Talk about the story before, during and afterwards – discuss the plot, the characters, their feelings and actions, how it makes you feel, predict what will happen and encourage your child to have their own opinions.
- Look up definitions of words together – you could use a dictionary, the internet or an app on a phone or tablet.
- All reading is valuable – it doesn't have to be just stories. Reading can involve anything from fiction and non-fiction, poetry, newspapers, magazines, football programmes, TV guides.
- Visit the local library - it's free!

chapter
menu

next
page

How to Help Your Child with Writing

click to
see all
text

- Practise and learn weekly spelling patterns and the Year 5/6 words – make it fun!
- Encourage opportunities for writing such as letters to family or friends, shopping lists, notes or reminders, stories or poems.
- Write together – be a good role model for writing.
- Encourage use of a dictionary to check spelling and a thesaurus to find synonyms and expand vocabulary.
- Allow your child to use a computer for word processing, which will allow for editing and correcting of errors without lots of crossing out.
- Remember that good readers become good writers! Identify good writing features when reading (e.g. vocabulary, sentence structure, punctuation).
- Show your appreciation: praise and encourage, even for small successes!

chapter
menu

next
page

Spellcheckers are allowed!

We have purchased a set of these, but if you have one at home from previous years then please do allow your child to bring it in to use.



How to Help Your Child with Maths

[click to
see all
text](#)

- Play times tables games – Times Tables Rockstars
- Play mental maths games including counting in different amounts, forwards and backwards
- Encourage opportunities for telling the time
- Encourage opportunities for counting coins and money; finding amounts or calculating change when shopping
- Look for numbers on street signs, car registrations and anywhere else!
- Look for examples of 2D and 3D shapes around the home
- Identify, weigh or measure quantities and amounts in the kitchen or in recipes
- Play games involving numbers or logic, such as dominoes, card games, darts, draughts or chess

[chapter
menu](#)

[next
page](#)

Revision Schedules

click to
see all
text

We will be sending home a revision schedule, like the example below for English and Maths. These will be individualised for each class so that we can focus on the gaps of the children and personalise the objectives we are teaching.

The revision schedules will tell you exactly what the children will be covering in class each week and give page references to the CGP guides should you wish to follow this up at home.

Please note that this is **NOT** a list of what we expect the children to do at home, simply suggestions of areas that they may find useful. You may wish to discuss with your child the areas from that week that they are least confident with, then use the overview to help you to decide what they need to revise / which pages to work through.

We will still be sending home their weekly homework tasks as usual.

will find this useful to develop their understanding and writing skills. We have included references to relevant pages in the CP6 KS2 English Study and Question books. We will also continue to send home additional grammar homework fortnightly.

Please note that this overview is subject to change as time spent on some topics may need extending or reducing to meet the needs of the children. However we hope that the information below will provide you with a point of reference at home to consolidate, support and extend your child's in-school learning.

Date	Writing Genre	Areas of Grammar and Punctuation	Links to CGP KS2 English Study Book and Question Book	Spelling Patterns
Week 1 20.2.17	Narrative This will include setting, characters, planning and writing short stories. We will also be focusing on speech punctuation. Section six of The English Study Book and The Question Book may be useful.	Nouns What is a noun? Identifying nouns within a sentence, writing singular and plural nouns. Adjectives What is an adjective? Identifying adjectives within a sentence. Choosing interesting adjectives. Tenses Looking for patterns in past, present and future tenses. Changes sentences from one tense to another. Past and present perfect and progressive.	Nouns and Adjectives - p. 1 and 5 (English Revision Book) - p.1-2, 10-11 (Grammar Study Book) - p. 1 and 4 (Question Book) Tenses - p. 7 (English Revision Book) - p. 8 (Grammar Study Book) - p. 6-7 (Question Book)	Spellings from the Year 3/4 and Year 5/6 word lists
Week 2 27.2.17	Narrative This will include setting, characters, planning and writing short stories. We will also be focusing on speech punctuation. Section six of The English Study Book and The Question Book may be useful.	Verbs What is a verb? Identifying verbs within a sentence. Learning how to use the correct verb tense and active and passive verbs. Adverbs What is an adverb? Identifying adverbs within a sentence. Choosing interesting adverbs. Prefixes and Suffixes What are prefixes and suffixes? How to form words using these. Negative prefixes Learning the spelling rules for negative prefixes.	Verbs - p. 6 (English Revision Book) - p. 6-9 (Grammar Study Book) - p. 5 (Question Book) Adverbs - p. 8 (English Revision Book) - p. 12-15 (Grammar Study Book) - p. 8 (Question Book) Prefixes and Suffixes - p. 82-83 (English Revision Book) - p.50-53 (Grammar Study Book) - p. 54-55 (Question Book)	-aught/ -ought words
Week 3 06.03.17	Discussion and persuasion texts This will include writing in a...	Conjunctions What are conjunctions? Recognising co-ordinate and subordinating conjunctions and...	Conjunctions - p. 27 (English Revision Book)	-tion, -sion, -cion words

chapter
menu

next
page

CGP Revision Guides



CGP Revision Guides are available to purchase through the school at a reduced rate..

These are the books that we will reference in the revision schedule for the next two terms. They are very child-friendly and really easy to use. They are incredibly handy for parents too, if wanting to brush-up on your knowledge!

We have sent order forms out for these with the children. If you would like to purchase a set of books, please return your order form and payment to the office by Tuesday 6th February.

Revision Schedule for Maths

click to
see all
text

On the class webpages after half term you'll find a copy of SATs Youtube Tutorials 48 Topics .

This is great for revision as you can access video tutorials for all of the different areas the children will need to know.




chapter
menu


next
page

Revision Schedule for Maths

[click to
see all
text](#)



For Year 6



48 SATs topics boosters
Printable and downloadable
For tablets, laptops, phones, PCs
All questions with YouTube help!


[chapter
menu](#)

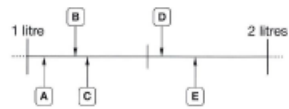
[next
page](#)


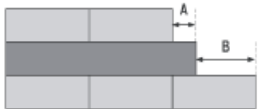
Revision Schedule for Maths

click to
see all
text

Y6 SATS
2013A KS2 Q20
Chen and Megan each have a parcel.
Chen's parcel weighs $1\frac{1}{2}$ kg.
Megan's parcel weighs 1.2 kg.
How many more grams does Chen's parcel weigh than Megan's parcel?
Show your working
grams

Measurement & Converting Units BOOSTER
2012A KS2 Q17
Freddie is half as tall as his mother.
Freddie is one metre shorter than his father.
Freddie's father is 180 centimetres tall.
How many centimetres tall is Freddie's mother?


2012A KS2 Q19
Here are five letters on a scale.

Match each letter to one of the capacities in the list below.
1200 ml
1.7 l
 $1\frac{1}{4}$ l
1560 ml
1.07 l

2010A KS2 Q13
Liam has two different sizes of rectangle.

He makes this pattern with them

Not actual size
A = cm
B = cm
Calculate the lengths of A and B.

Can visit the
website on PC,
laptop, iPad,
other tablet or
phone

Could print out



chapter
menu

next
page

Revision Schedule for Maths

click to
see all
text

Question you can't do? Hit the YouTube button

14

2010A KS2 Q14

Use three of the number cards.

YouTube

2

$1\frac{1}{2}$

2

$2\frac{1}{2}$

$3\frac{1}{2}$

Use **three** of the number cards to make this calculation correct.

$(\square + \square) \times \square = 10$

chapter
menu

next
page