
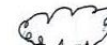


*Welcome to Year 1*  
**Almondsbury C of E Primary School**



*Miss Hake*



# Almondsbury


Church of England Primary School

*Creating our Pathways*



"Show me your way, Lord teach me your paths"

Psalm 25.4



# Almondsbury

Church of England Primary School

*Creating our Pathways*

We use our vision as the main tool to drive our quality of education. We believe that everyone has the potential to do their very best and create their own pathways through life to take them any where and do anything they want to.

# Who's Who

- Our class TA is Mrs Brooks.
- Mrs Spicer is a 1:1 TA
- Miss Heaps is our reading TA

Thursday afternoons:

- PE - Jacob from Future stars
- Music - Mrs Bowen
  
- Forest School -
- Mrs McAuley/Mrs Swann in terms 3/6

This term's topic is  
"Let's Explore London"



# Year 1 Knowledge Organiser

This side is information for parents.

It gives you a breakdown of the key facts the children will learn during the topic, shows linked learning from topics in previous year groups and also allows you to see what will be taught in other subjects across the term.



Year Group...!... Topic.....Let's Explore London!



## Previous Learning Links

Different family customs and routines.

How to talk about past and present events in our own lives and in the lives of family members.

How to look closely at similarities, differences, patterns and change.

Understand how environments change over time.

Knowledge of the local area including Almondsbury, Bristol and its relation to Wales.

## Location



## Essential Knowledge



To understand changes in living memory

The lives of significant people in the UK and London and the impact they have had on the wider world - Queen Elizabeth II and the Royal Family

The countries and capitals of the UK

The main features of a capital city

The landscape of London

How London compares to our local area

How to build and use simple maps

## Learning in Other Subjects



**English:** Write narratives based in familiar settings - Paddington

**Maths:** Place Value and Addition and Subtraction within 10

**Science:** Seasonal changes and Animals including Humans

**Computing:** Making posters and pictures using different programs

**REAL PE:** Dance and improving balance and agility

**RE:** What does it mean to be part of a faith community? How and why do we celebrate special and sacred times?

**HeartSmart:** Get HeartSmart and Too much Selfie isn't healthy

**DT:** Making sandwiches and sustainable packaging




**Art:** Drawing cityscapes based on James Rizzi

**Music:** Introducing beat, dynamics and tempo

# Year 1 Knowledge Organiser

This side is designed for you to use with your child.

### Photos and Enrichment



Useful websites to explore:


<https://www.bbc.co.uk/teach/class-clips-video/geography-ks1-ks2-transport-travel-and-landmarks-of-london/eh1tscw>

<https://www.projectbritain.com/london/>

<https://www.activityvillage.co.uk/london>


<https://www.gajettors.com/watch/series-1/go-jettors-big-ben-england/>

### Talk like a Historian




N/A  
Geography based topic

### Talk like a Geographer




- country
- continent
- capital city
- landmark
- river
- compass
- skyline
- aerial photo

### Talk like a Scientist




- season
- year
- month
- cycle
- daylight
- climate
- hibernate

### Talk like an Author



- platform
- luggage
- voyage
- stowaway
- exclaimed
- hesitantly
- haste
- interior

### Talk like a Mathematician




- digit
- numeral
- tens
- ones
- equal
- part
- whole

### Quality Texts

Paddington by Michael Bond

The Queen's Handbag!

The Queen's Hat by Steve Antony



This section gives suggestions for age-appropriate novels and non-fiction books linked to the topic. We may use these in class too.

These websites are aimed at children and are great for helping with homework projects or finding out more together

Our 'Talk Like an Expert' section gives you examples of the subject-specific vocabulary we will be using each term. The more the children can be hearing and using these words, the better. Try sticking it to your fridge and talking about the words together or having a 'word of the day' challenge in your family!

NC  
Themed  
approach

English

Mathematics

RE

Music

Geography

DT

Heart  
Smart

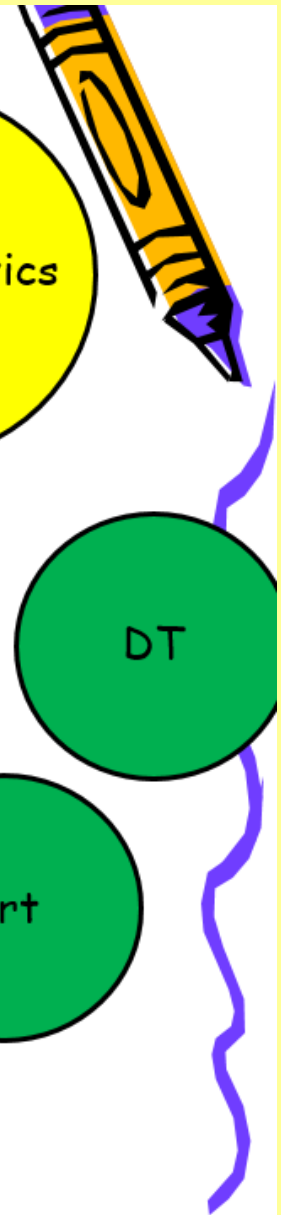
PE

Science

Art

Computing

History



# Our Timetable

Year1 Autumn 1

8.55 – 9.05 register	8.45 – 9.10	9.30 – 10.100	1015 – 10.30	10.30 – 10.45	10.45 – 11.00	11.00 – 11.50	11.50 – 12.15	12.20– 1.20	1.20- 1.40	1.40 – 2.55	2.55 – 3.10	3.10 – 3.30
<b>Monday</b>	Early work	English	Whole School Assembly	B	Snack & Story	English	Phonics	L	Guided Reading	Science/ COOL time	B	Number Sense Story time
<b>Tuesday</b>	Early work	Math's	K51 Assembly	R	Snack & Story	Math's/ Library	Phonics	U	Guided Reading	DT/Art/ COOL time	R	French
<b>Wednesday</b>	Early work	English	Singing Assembly	E	Snack & Story	English	Phonics	N	Guided Reading	Topic/ COOL time	E	Number Sense Story time
<b>Thursday</b>	Early work	Math's	Class Assembly	A	Snack & Story	Math's	Phonics	C	Guided Reading	PPA PE/Music T3/6 OL	A	Number Sense Story time
<b>Friday</b>	Early work	PE	Whole School Assembly	K	Snack & Story	Handwriting & Phonics	Heartsmart	H	Guided Reading	Computing/ COOL time	K	Number Sense Story time

# A Typical Day in Year 1

8.55am Register and early work

9.10-10.15am Maths or English

10.15-10.30am Worship

10.30-10.45am Break time

10.45-11.00am Snack & story

11.00-11.45am COOL time

11.45-12.15pm Phonics

12.15-1.15pm Lunchtime

1.15- 2.55pm Topic/Science/Art/DT/Computing

2.55-3.30pm Break time and story time

# PE days/Kit requirements

- PE is on a Thursdays and Fridays.
- It is essential that children wear their full kit on these days.
- Jewellery is not permitted. Stud earrings need to be removed or taped over before school.




## Year 1 Phonics

### What is Phonics?

A method of teaching beginners to read and pronounce words by learning to associate letters or letter groups with the sounds they represent.

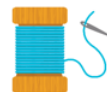
There are 44 main sounds in the English Language. Each sound is represented by a grapheme (the written representation of a sound).



### What is ELS?


Essential Letters and Sounds (ELS) is our chosen phonics programme

Children will experience the joy of books and language whilst rapidly acquiring the skills they need to become fluent independent readers and writers.




# ELS Progression

Phase 1*	Phase 2	Phase 3**
<p><i>Nursery/Pre-School</i></p> <p>Seven aspects:</p> <ul style="list-style-type: none"> <li>• Environmental sounds</li> <li>• Instrumental sounds</li> <li>• Body percussion</li> <li>• Rhythm and rhyme</li> <li>• Alliteration</li> <li>• Voice sounds</li> <li>• Oral blending</li> </ul>	<p><i>Reception Autumn 1</i></p> <ul style="list-style-type: none"> <li>• Oral blending</li> <li>• Sounding out and blending with 23 new grapheme-phoneme correspondences (GPCs)</li> <li>• 12 new harder to read and spell (HRS) words</li> </ul>	<p><i>Reception Autumn 2, Spring 1 and Spring 2</i></p> <ul style="list-style-type: none"> <li>• Oral blending</li> <li>• Sounding out and blending with 29 new GPCs</li> <li>• 32 new HRS words</li> <li>• Revision of Phase 2</li> </ul>




# ELS Progression

Phase 4**	Phase 5 including alternatives and lesser-known GPCs	Beyond Phase 5
<p><i>Reception Summer 1</i></p> <ul style="list-style-type: none"> <li>• Oral blending</li> <li>• No new GPCs</li> <li>• No new HRS words</li> <li>• Word structures – cvcc, ccvc, ccvcc, cccvc, cccvcc</li> <li>• Suffixes</li> <li>• Revision of Phase 2 and Phase 3</li> </ul>	<p><i>Reception Summer 2</i></p> <ul style="list-style-type: none"> <li>• Introduction to Phase 5 for reading</li> <li>• 20 new GPCs</li> <li>• 16 new HRS words</li> </ul> <p><i>Year 1 Autumn 1 and 2</i></p> <ul style="list-style-type: none"> <li>• Revision of previously taught Phase 5 GPCs</li> <li>• 2 new GPCs</li> <li>• 9 new HRS words</li> </ul> <p><i>Year 1 Spring 1 and 2</i></p> <ul style="list-style-type: none"> <li>• Alternative spellings for previously taught sounds</li> <li>• 49 new GPCs</li> <li>• 4 new HRS words</li> <li>• Oral blending</li> <li>• Revision of Phase 2, Phase 3 and Phase 4</li> </ul>	<p><i>Year 1 Summer, Year 2 and Key Stage 2</i></p> <ul style="list-style-type: none"> <li>• With ELS, phonics teaching does not stop at the end of Year 1, but continues as children move through the school, with links being made between their GPC knowledge and spelling</li> <li>• Revision of all previously taught GPCs for reading and spelling</li> <li>• Wider reading, spelling and writing curriculum</li> </ul>



## Supporting your child with reading at home

- Only 1 in 3 children are read a bedtime story night
- Reading a bedtime story every night to your child improves their outcomes
- If your child views themselves as a 'good reader' when they leave Primary School they are more likely to earn a higher salary in their 40s.




## Supporting your child with reading at home

- Children are only reading from books that are entirely decodable
- Your child should be able to read their book confidently
- We only use pure sounds when decoding words (no 'uh' after the sound)
- We want them to practise reading their book 4 times across the week working on these skills:

decode

fluency

expression




## Supporting your child with reading at home

We want children to create a strong orthographic map. This means that they learn sounds spelt by the letters or groups of letters in each word.

To read fluently, or well, we need a strong orthographic map.

To consistently recognise that the <ea> in bread spells /e/ we need to read it at least 4 times. This means we need to read the word many times to build fluency for reading.




## Supporting your child with writing at home



You can use the spelling sequence with your children at home to support them with their writing.

Let's try this with the word: rain

We also practise saying our sentences before we write them to make sure we write the sentence we have planned and to ensure it makes sense!



# Homework in KSI

- Reading at home, books changed every Thursday and library books are changed every Tuesday
- Numbots
- Homework projects throughout year (one per term)

# How can you help at home?

- Encourage your children to get dressed themselves
- Talk about the books whilst you're reading to enhance understanding and enjoyment. Make it a positive experience
- Read school reading book
- Practise phonic sounds
- Enjoy bedtime stories together
- Visit the library
- Play games, encouraging turn taking, winning and losing
- Telling the time

# Our Golden Rules



## Golden Rules:

Ready

Respectful

Safe



### Ready:

we are always ready to learn, listen and help.



### Respectful:

we are respectful of all people and property within our school community.




### Safe:


we act and move in a way that keeps ourselves and others safe at all times.


# Oracy


## Give Me 5!

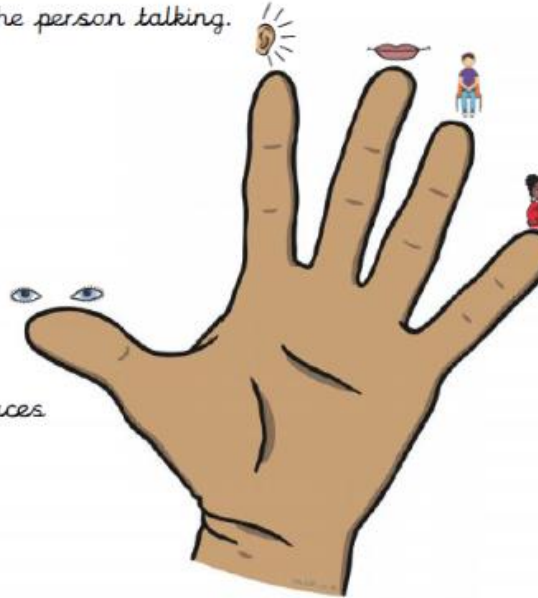
1  Eyes are looking at the person talking.

2  Ears are listening.

3  Mouth is closed.

4  Body is still, upright and faces the speaker.

5  Brain is ready to learn.



### Our Conversation Contract



Good morning. How are you?

I'm ..... thank you. How are you?

Please may I go to the toilet?

Yes of course.

Please can you help me?

What can I help you with?

I would like help with...

Goodbye. Have a nice evening.

Thank you.

# Attendance

Attendance is most important to ensure that all children achieve their full potential and make the most of their time at school.

Punctuality is also crucial to ensure children have the maximum time in school and do not miss vital starts to lessons each day.

# Attendance

From 19 August new DFE government attendance guidance and policy came into force. Once governors have approved the new policy for the school this will be shared with parents.

However, the main points are these:

- new rules regarding term time absence and fines for term time holidays.
- new rules regarding expectations on attendance by parents and engagement with school processes.
- new procedures by school to begin discussions regarding attendance straight away.

# Our School Website

[HOME](#) > [CLASSES](#) > [MISS HAKE'S CLASS](#)

## Miss Hake's Class

Welcome to the Year 1 Class Page!



Please look at the tabs on the right hand side to find information about what we are learning each term and also our coverage of Phonics and Maths.

Please also, take a look at the **Photos** tab to see what exciting activities we have been doing in class!

[Maths](#)

[Oracy](#)

[Phonics](#)

[Photo Gallery](#)

[Reading](#)

[Term 1 and 2 Information](#)

[Websites](#)

Online safety is a  
shared  
responsibility!

**At School:**

We teach the children how to be safe online, how to use the internet responsibly and closely monitor their use.

**At home:**

We need you to reinforce what is being taught at school, know what applications are age appropriate and closely monitor your child's use of the internet.



**Instagram**



**Facebook**



**Snapchat**




**Musical.ly**

All of these applications have age limits.  
Children must be 13 years old to use them!



**WhatsApp**

**Whatsapp**



**YouTube**



**Fortnite**

## USE OF THE INTERNET

Children get the opportunity to develop their internet skills in all subject areas. They are taught how to use the internet safely and how some information found on the internet can be unreliable. During Computing lessons children have specific E-safety lessons. They are taught the SMART e-safety rules as well as being taught online research and note taking skills.

As a duty of care, teaching staff will inform a member of the Senior Leadership Team or a member of the Computing Team if they have evidence of children using websites or applications that are not appropriate for them. This includes sites and applications that children are using at home. The Computing Team or SLT will follow this up with both the child and parent and report the child to the company concerned.

Many websites have an age restriction of 13 and over, and are therefore not suitable for any Primary aged children.

The following applications/sites are examples and are not an exhaustive list.

Application/Site	Age Restriction
Musical.ly	age limit 13+
Fortnite	age limit 12+
Instagram	age limit 13+
Facebook	age limit 13+
WhatsApp	age limit 13+
Snapchat	age limit 13+
YouTube channel	age limit 13+
Minecraft	has two age limit settings 7+ & 13+

**School Policy**  
**There is a clear section in our Computing policy that addresses use of the internet.**

Thank you for coming.

Please ask if you have  
any other queries.

Miss Hake