

Welcome to Year 1/ 2
Almondsbury C of E Primary School



Mrs Leonard

The School Vision



Almondsbury

Church of England Primary School

Creating our Pathways



"Show me your way, Lord teach me your paths"

Psalm 25.4

The School Vision



We use our vision as the main tool to drive our quality of education. We believe that everyone has the potential to do their very best and create their own pathways through life to take them any where and do anything they want to.

The School Vision



This links to the Almondsbury interchange which can take you anywhere in the country you just have to get on to this and away you go!

The School Vision

“Show me your way, Lord teach me your paths”
Psalm 25.4

Our vision Bible verse – this links to our status as a Church school, gaining inspiration from the Bible and from our lives to use the Lord’s examples to show us the way to live, behave, work and play.

We use Bible stories to illustrate the ways of how to do this to believe, persevere and develop the children as rounded individuals, be themselves and do their very best.

Timings

- Gates to the playground are opened at 8:45
- School starts at 8:55
- The children line up on the blue spot
- School ends at 3:30
- The children exit through the white hall door leading into the Key stage 1 playground

Who's Who

- In our class this year we have a number of TAs : Mrs Greenland and Mrs Challis
- Mrs Laing, Mrs Flanagan and Mrs Moore are a SEND TAs who support children within our class.
- **On Thursday afternoons:**
- This term and term 4, Mrs Mc'Aulay and Mrs Swann will be taking the children for Forest school.
- During Terms 2,3,5 and 6. Coach Jacob will be taking the class for PE and Mrs Bowen will be teaching music.


This term's topic is
"Let's Explore London"




Knowledge Organiser

Each term there is a knowledge organiser for parents.

This gives you a breakdown of the key facts the children will learn during the topic, shows linked learning from topics in previous year groups and also allows you to see what will be taught in other subjects across the term.

 **Almondsbury**
Church of England Primary School
Creating our Pathways

Year Group...!... Topic.....Let's Explore London!

 **Previous Learning Links**

Different family customs and routines.


How to talk about past and present events in our own lives and in the lives of family members.

How to look closely at similarities, differences, patterns and change.


Understand how environments change over time.

Knowledge of the local area including Almondsbury, Bristol and its relation to Wales.

Location



Essential Knowledge

 To understand changes in living memory

The lives of significant people in the UK and London and the impact they have had on the wider world - Queen Elizabeth II and the Royal Family

The countries and capitals of the UK


The main features of a capital city

The landscape of London

How London compares to our local area

How to build and use simple maps

Learning in Other Subjects

 **English:** Write narratives based in familiar settings - Paddington

Maths: Place Value and Addition and Subtraction within 10

Science: Seasonal changes and Animals including Humans

Computing: Making posters and pictures using different programs

REAL PE: Dance and improving balance and agility

RE: What does it mean to be part of a faith community? How and why do we celebrate special and sacred times?

HeartSmart: Get HeartSmart and Too much Selfie isn't healthy

DI: Making sandwiches and sustainable packaging





Art: Drawing cityscapes based on James Rizzi

Music: Introducing beat, dynamics and tempo

Key Stage 1 Knowledge Organiser


This side is designed for you to use with your child.

Photos and Enrichment




<https://en.wikipedia.org/wiki/Almondsbury>
4

Talk like a Historian




- Victorian
- memorial
- past
- present
- artefact
- listed buildings
- preservation

Talk like a Geographer




- village
- rural
- River Severn
- interchange
- physical
- human
- city
- county

Talk like a Scientist




- habitat
- herbivore
- carnivore
- omnivore
- producer
- predator
- consumer
- conclusion
- results

Talk like an Author



- traction
- combat
- shrubbery
- legend
- intergalactic
- suspended
- supersonic
- hoist


Talk like a Mathematician



- digit
- numeral
- tens
- ones
- equal
- part
- whole

Quality Texts

Traction Man



These websites are aimed at children and are great for helping with homework projects or finding out more together

This section gives suggestions for age-appropriate novels and non-fiction books linked to the topic. We may use these in class too.

Our 'Talk Like an Expert' section gives you examples of the subject-specific vocabulary we will be using each term. The more the children can be hearing and using these words, the better. Try sticking it to your fridge and talking about the words together or having a 'word of the day' challenge in your family!

NC
Themed
approach

English

Mathematics

RE

Music

Geography

DT

Heart
Smart

PE

Science

Art

Computing

PE

Science

History



Time table

8.55–9.00 register	9:00 – 9.15	9.15 – 10.10	10.10 - 10.30	10:30 - 10.45	10:50 – 11:50	11.50 – 12.10	12:15– 1.15	1.15- 1.45	1.45 – 2.50	2.50 – 3:05	3:05 – 3.25	
Monday	Weekend Dairy writing	PE	Whole School Assembly	BREAK	ALL English	Y1 Phonics Y2 Spellings	LUNCH	Guided Reading	Art/DT / COOL Time Year 2 book change	AFTERNOON BREAK	Story	
Tuesday	Odd one out	Y1 Maths- All Groups Y2 Maths	- KS1 Assembly		Y1 Science Y2 Science	Y1 Phonics Y2 Spellings		Library	Computing/ COOL Time	AFTERNOON BREAK	Story	
Wednesday	Maths Mat	ALL - English	Singing Assembly		Y2 Maths Y1 COOL time	Y1 Phonics Y2 Spellings		Guided Reading	Topic	AFTERNOON BREAK	Story	
Thursday	Writing a sentence	Y1 Maths input – groups 1 & 2 / COOLtime Y2 Maths	Class Assembly		Y2 English Y1 Maths- groups 3 & 4 COOL time	Y1 Phonics Y2 Spellings		Forest School/ Music/PE				
Friday	Number of the week	ALL English	Whole School Assembly		Y2 Maths Y1 maths games / COOL Time	Y1 Phonics Y2 Spellings		Guided Reading	HeartSmart COOL Time Year 1 book change	AFTERNOON BREAK	Story Time	

A Typical Day in Year 1/ 2

8.55am Register and early work

9.10-10.15am Maths or English

10.15-10.30am Worship

10.30-10.45am Break time

10.45-11.00am Snack & story

11.00-11.45am Y2 Maths or English Y1 COOL time

11.45-12.15pm Phonics

12.15-1.15pm Lunchtime

1.15- 2.55pm Topic/Science/Art/DT/Computing

2.55-3.30pm Break time and story time



PE days/kit requirements



- PE is on a Monday and a Thursday.
- It is essential that children come to school in their full kit with them for these days.
- Jewellery is not permitted. Stud earrings need to be removed or taped over before school.
- Long hair should be tied up.



Daily Phonics



Year 1 Phonics

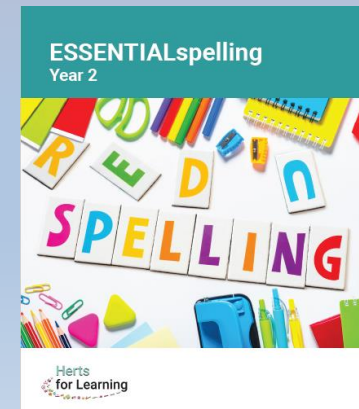
- Daily phonics sessions
- Revision of phonics taught in Reception
- Alternative pronunciations and spellings
- Year 1 phonic test in June



Year 2 Spelling Patterns

Daily phonics /spelling sessions

Prefixes and suffixes




Year 1 Phonics

What is Phonics?

A method of teaching beginners to read and pronounce words by learning to associate letters or letter groups with the sounds they represent.

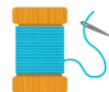
There are 44 main sounds in the English Language. Each sound is represented by a grapheme (the written representation of a sound).



What is ELS?


Essential Letters and Sounds (ELS) is our chosen phonics programme

Children will experience the joy of books and language whilst rapidly acquiring the skills they need to become fluent independent readers and writers.



ELS Progression

Phase 1*	Phase 2	Phase 3**
<p><i>Nursery/Pre-School</i></p> <p>Seven aspects:</p> <ul style="list-style-type: none"> • Environmental sounds • Instrumental sounds • Body percussion • Rhythm and rhyme • Alliteration • Voice sounds • Oral blending 	<p><i>Reception Autumn 1</i></p> <ul style="list-style-type: none"> • Oral blending • Sounding out and blending with 23 new grapheme-phoneme correspondences (GPCs) • 12 new harder to read and spell (HRS) words 	<p><i>Reception Autumn 2, Spring 1 and Spring 2</i></p> <ul style="list-style-type: none"> • Oral blending • Sounding out and blending with 29 new GPCs • 32 new HRS words • Revision of Phase 2




ELS Progression

Phase 4**	Phase 5 including alternatives and lesser-known GPCs	Beyond Phase 5
<p><i>Reception Summer 1</i></p> <ul style="list-style-type: none"> • Oral blending • No new GPCs • No new HRS words • Word structures – cvcc, ccvc, ccvcc, cccvc, cccvcc • Suffixes • Revision of Phase 2 and Phase 3 	<p><i>Reception Summer 2</i></p> <ul style="list-style-type: none"> • Introduction to Phase 5 for reading • 20 new GPCs • 16 new HRS words <p><i>Year 1 Autumn 1 and 2</i></p> <ul style="list-style-type: none"> • Revision of previously taught Phase 5 GPCs • 2 new GPCs • 9 new HRS words <p><i>Year 1 Spring 1 and 2</i></p> <ul style="list-style-type: none"> • Alternative spellings for previously taught sounds • 49 new GPCs • 4 new HRS words • Oral blending • Revision of Phase 2, Phase 3 and Phase 4 	<p><i>Year 1 Summer, Year 2 and Key Stage 2</i></p> <ul style="list-style-type: none"> • With ELS, phonics teaching does not stop at the end of Year 1, but continues as children move through the school, with links being made between their GPC knowledge and spelling • Revision of all previously taught GPCs for reading and spelling • Wider reading, spelling and writing curriculum



Supporting your child with reading at home

- Only 1 in 3 children are read a bedtime story night
- Reading a bedtime story every night to your child improves their outcomes
- If your child views themselves as a 'good reader' when they leave Primary School they are more likely to earn a higher salary in their 40s.




Supporting your child with reading at home

- Children are only reading from books that are entirely decodable
- Your child should be able to read their book confidently
- We only use pure sounds when decoding words (no 'uh' after the sound)
- We want them to practise reading their book 4 times across the week working on these skills:

decode

fluency

expression




Supporting your child with reading at home

We want children to create a strong orthographic map. This means that they learn sounds spelt by the letters or groups of letters in each word.

To read fluently, or well, we need a strong orthographic map.

To consistently recognise that the <ea> in bread spells /e/ we need to read it at least 4 times. This means we need to read the word many times to build fluency for reading.




Supporting your child with writing at home




You can use the spelling sequence with your children at home to support them with their writing.

Let's try this with the word: rain

We also practise saying our sentences before we write them to make sure we write the sentence we have planned and to ensure it makes sense!



Reading Books -



Reading books will be changed every Friday for the Year 1 children and every Monday for the Year 2 Children .
The children will be bringing home one school book to read at home. The children will be visiting the library once a week on a Tuesday and have the opportunity to bring a book home to share.


Book bags



Please bring book bags on
book everyday.



- Outdoor learning takes place on a Thursday afternoon, please wear PE kits and bring in wellington boots and waterproof coats.
- The children are outside, whatever the weather.




For the first few weeks of this term we will be doing some well being activities and also reading the book 'The Koala Who Could'


Homework in KS1

- Reading at home, books changed every Monday for Year 2 and every Friday for Year 1 and library books are changed every Tuesday
- Numbots
- Homework projects throughout year (one per term)

How many nuts in total?

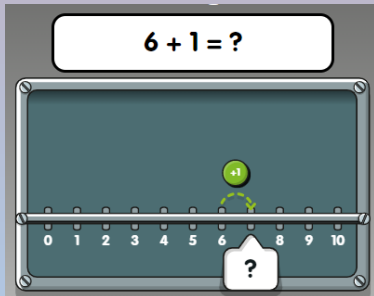


How many sticks do you see?



Numbots is a great, fun way for children to learn number facts. When children are fluent in number facts, they find it much easier to apply maths using different methods and contexts.

$$6 + 1 = ?$$



What is the missing part?

$$2 + ? = ? + 2 = 5$$



Please ask if you do not have your child's log on details. They are the same details to access Times Table Rock stars.

Our Golden Rules



Golden Rules:

Ready

Respectful

Safe



Ready:

we are always ready to learn, listen and help.



Respectful:

we are respectful of all people and property within our school community.




Safe:


we act and move in a way that keeps ourselves and others safe at all times.


Oracy


Give Me 5!

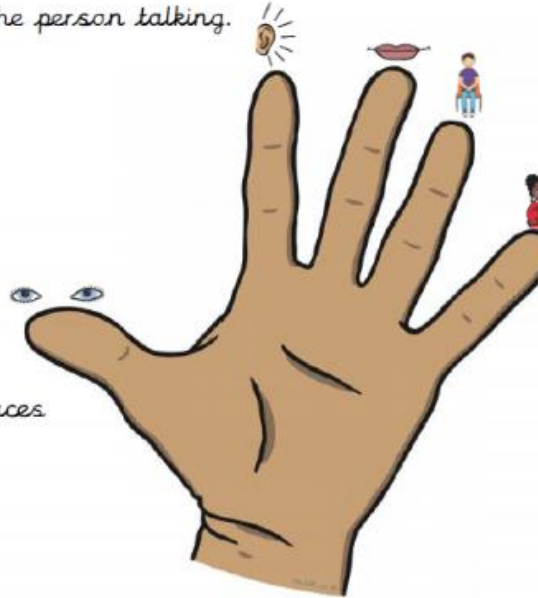
1  Eyes are looking at the person talking.

2  Ears are listening.

3  Mouth is closed.

4  Body is still, upright and faces the speaker.

5  Brain is ready to learn.



Our Conversation Contract



Good morning. How are you?

I'm thank you. How are you?

Please may I go to the toilet?

Yes of course.

Please can you help me?

What can I help you with?

I would like help with...

Goodbye. Have a nice evening.

Thank you.

Attendance

Attendance is most important to ensure that all children achieve their full potential and make the most of their time at school.

Punctuality is also crucial to ensure children have the maximum time in school and do not miss vital starts to lessons each day.

Attendance

From 19 August new DFE government attendance guidance and policy came into force. Once governors have approved the new policy for the school this will be shared with parents.

However, the main points are these:

- new rules regarding term time absence and fines for term time holidays.
- new rules regarding expectations on attendance by parents and engagement with school processes.
- new procedures by school to begin discussions regarding attendance straight away.

Our School Website

The screenshot shows the website header with the school logo and navigation menu. The main content area features a breadcrumb trail, a class title, a welcome message, a large graphic with the text 'Welcome to Year 1 / 2' and a row of ten cartoon children, and several paragraphs of text. A sidebar on the right contains a list of links. A small red icon is visible in the bottom left corner of the page content area.

Almondsbury
Church of England Primary School


Home About Us Our Curriculum **Classes** News and Events Contact Us

HOME > CLASSES > MRS LEONARD'S CLASS

Mrs Leonard's Class

Welcome to the Year 1 and 2 Page!

Welcome to Year 1 / 2



Please look at the tabs in the right-hand side to find information about what we are learning each term and also our coverage of Phonics and Maths.

Please also, take a look at **Photos** tab to see what exciting activities we have been doing in class!

If you have any questions or queries, I usually available after school most days, or otherwise, you can email me at debbie.leonard@almondsburyprimary.co.uk

Mrs Leonard, Mrs Greenland, Miss Katie and Miss Cantin.

- Maths
- Oracy
- Phonics
- Photo Gallery
- Reading
- Term 1 and 2 Information
- Websites

Online safety is a shared responsibility!

At School:

We teach the children how to be safe online, how to use the internet responsibly and closely monitor their use.

At home:

We need you to reinforce what is being taught at school, know what applications are age appropriate and closely monitor your child's use of the internet.

Online safety Policy

USE OF THE INTERNET

Children get the opportunity to develop their internet skills in all subject areas. They are taught how to use the internet safely and how some information found on the internet can be unreliable. During Computing lessons children have specific E-safety lessons. They are taught the SMART e-safety rules as well as being taught online research and note taking skills.

As a duty of care, teaching staff will inform a member of the Senior Leadership Team or a member of the Computing Team if they have evidence of children using websites or applications that are not appropriate for them. This includes sites and applications that children are using at home. The Computing Team or SLT will follow this up with both the child and parent and report the child to the company concerned.

Many websites have an age restriction of 13 and over, and are therefore not suitable for any Primary aged children.

The following applications/sites are examples and are not an exhaustive list.

Application/Site	Age Restriction
Musical.ly	age limit 13+
Fortnite	age limit 12+
Instagram	age limit 13+
Facebook	age limit 13+
WhatsApp	age limit 13+
Snapchat	age limit 13+
YouTube channel	age limit 13+
Minecraft	has two age limit settings 7+ & 13+

School Policy

There is a clear section in our Computing policy that addresses use of the internet.



Instagram



Facebook



Snapchat



Musical.ly

All of these applications have age limits.
Children must be 13 years old to use them!



WhatsApp

Whatsapp



YouTube



Fortnite

How can you help at home?

- Telling the time
- Encourage your children to get dressed themselves
- Talk about the books whilst you're reading to enhance understanding and enjoyment. Make it a positive experience
- Read school reading book
- Practise phonic spellings
- Practise Maths Attack
- Enjoy bedtime stories together
- Visit the library
- Play games, encouraging turn taking, winning and losing



Any Questions?

I am very happy to answer general questions now.

However, if you have any personal queries that you would prefer to ask privately, please email me directly:

Debbie.leonard@almondsburyprimary.co.uk

Or the best time to catch me during the week is after school

Thank you for coming.

Mrs Leonard