



Almondsbury

Church of England Primary School

Creating our Pathways

Welcome to
Year 3 & 4
Mr. Evens

Year 3 & 4

Year 3, 3&4 and 4 work closely together and plan lessons as a team to ensure that all children receive the same curriculum.

We work on a two-year cycle, so all topics are covered at some point during the two years.




Together
Everyone
Achieves
More 

© Minds-in-Sloom.com

When schools, families, and community groups work together to support learning, children tend to do better in school, stay in school longer, and like school more.

— Anne Henderson & Karen Mapp



PTOTODAY.COM

Current Procedures - Entry/Exit

Children can enter the Key Stage playground from 8.45 am.
The children will finish at 3.30pm and will be taken to the side of the school.

Children are encouraged to wait and let us know when they see who is picking them up.

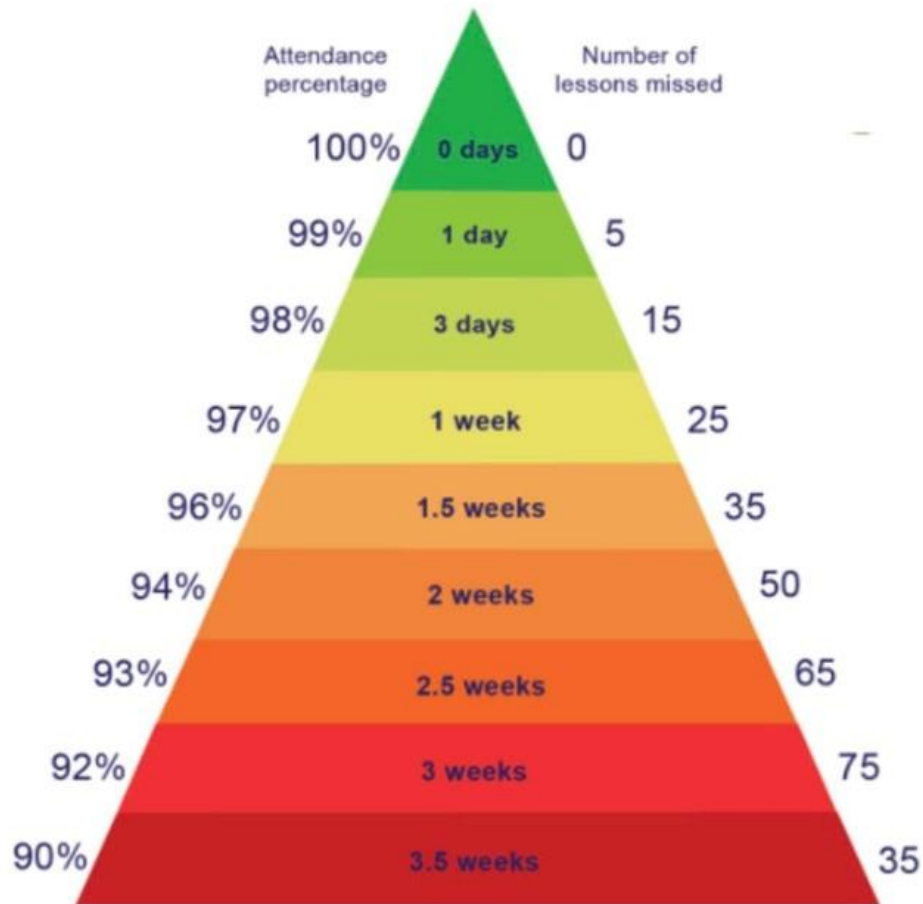
Children can walk to the KS1 playground if their sibling is being picked up. They must come back if they do not see you.

Attendance

- ▶ Attendance is most important to ensure that all children achieve their full potential and make the most of their time at school.
- ▶ Punctuality is also crucial to ensure children have the maximum time in school and do not miss vital starts to lessons each day.

Attendance

These images show the impact on percentage of days missed throughout the year and the number of lessons of learning missed.




Attendance Groups

Annual Attendance %	Days attended	Days/Weeks Absent
100%	190	0
97%	184	6 days
95%	180	2 weeks
90%	171	4 weeks
85%	161	6 weeks
80%	152	More than ½ a term
75%	143	9+ weeks absent

Current Procedures - Snacks and Water

- ▶ To ensure hydration, children must bring water bottles to school. These can be refilled in school
- ▶ Healthy snacks can be eaten during break time.
- ▶ Remember we are a nut free school.

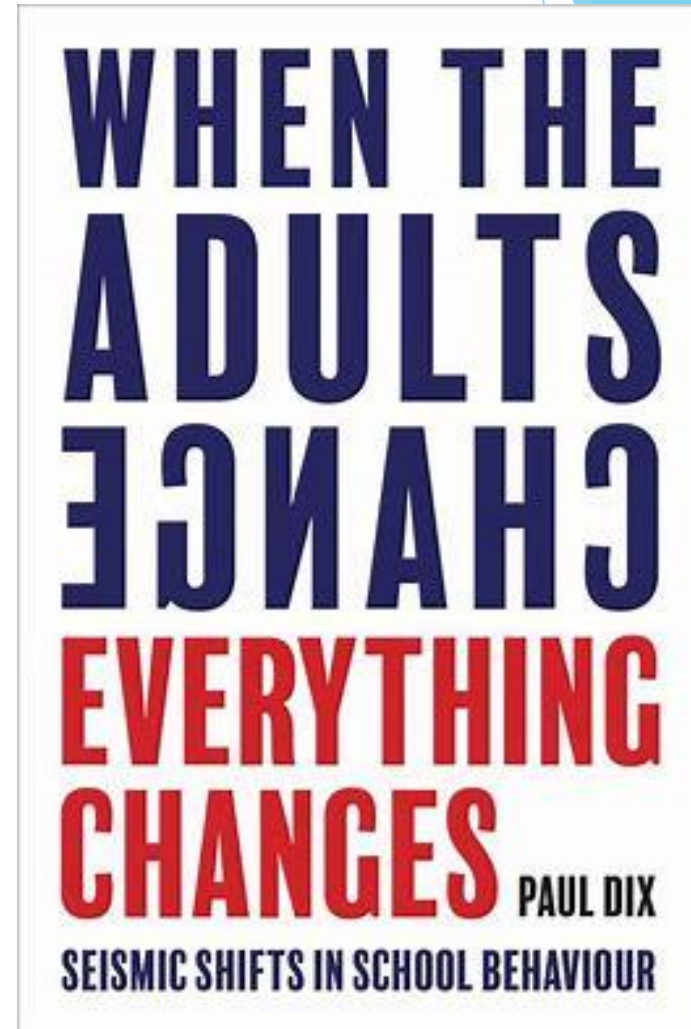


Nut Free



Behaviour policy

- ▶ Respectful
- ▶ Ready
- ▶ Safe



Zones of Regulation

Zones of Regulation			
Blue	Green	Yellow	Red
			
Bored Lonely Sad Tired Unwell	Calm Content Focused Happy Ready to learn	Anxious Confused Excited Frustrated Worried	Angry Aggressive Terrified I need time and space

Playground Layout


Bikes and scooters

Ball games

Den building

Adventure play area

Mud kitchen



Play pod

Music and dressing up
Small world

The beach

Outdoor learning area

The benefits of 'good play'



Exercises body and mind – core skills

Discover new things and test ideas

Inclusion – Something available for every child to enjoy

Explore and make sense of the world

Improves behaviour - OPAL schools report up to 80% drop in the use of behaviour policies and 90% drop in senior leadership time spent in resolving playtime issues

Develop social skills like sharing and collaboration

Improves focus in the classroom - Happier, more creative children who settle more quickly into their lessons after playtime

Physical activity, creativity, imagination, cooperation, resilience, stamina, emotional regulation

Brings joy ... Reduces stress.... We ALL enjoy school more!

We will play in all weathers...

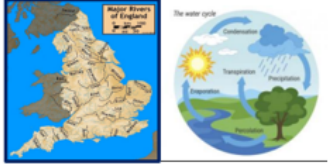



- ▶ Wellies
- ▶ Coats
- ▶ MUD
- ▶ Snow
- ▶ FUNNNNN!

Knowledge organiser

These websites are aimed at children and are great for helping with homework projects or finding out more together.

Photos and Enrichment




Useful websites to explore:

- <http://www.primaryhomeworkhelp.co.uk/river/features.html>
- <https://www.3dgeography.co.uk/river-facts>
- <https://www.twinkl.co.uk/blog/homework-help/river>
- <https://www.theschoolrun.com/homework-help/river>
- <https://www.natgeokids.com/uk/home-is-good/fascinating-facts-about-rivers/>

Talk like a Historian



Talk like a Geographer



- tributary
- waterfall
- source
- mouth
- meander
- oxbow lake
- mudflat
- erosion

Talk like a Scientist




- solid
- liquid
- gas
- particles
- properties
- melting
- freezing
- boiling
- evaporation
- condensation
- precipitation
- accumulation
- runoff
- groundwater
- water vapour

Talk like an Author



- plunge
- swelling
- winding
- wandered
- currents
- gratefully
- cleverly
- wandering
- grizzling
- cautiously
- prancing
- humble
- treacherous
- ushering
- glimpses
- clutching

Talk like a Mathematician



- digit
- partition
- thousands
- hundreds
- tens
- ones
- ascending
- add
- plus
- subtract
- take away
- difference between
- multiply
- product
- divide

Quality Texts

The Wind in the Willows by Kenneth Grahame

Journey to the River Sea by Eva Ibbatsan

The Rhythm of the Rain by Grahame Baker-Smith




Our 'Talk Like an Expert' section gives you examples of the subject-specific vocabulary we will be using each term. The more the children can be hearing and using these words, the better. Try sticking it to your fridge and talking about the words together or having a 'word of the day' challenge in your family!

This section gives suggestions for age-appropriate novels and non-fiction books linked to the topic. We may use these in class too.

Maths

- ▶ In Year 4, all children will take part in a Multiplication Tables Check (MTC).
- ▶ The MTC is an on-screen assessment designed to determine whether children are able to fluently recall their multiplication up to 12, through a set of timed questions.
- ▶ The purpose of the check is to determine whether children can fluently recall their times tables up to 12×12 , which is essential for future success in mathematics.
- ▶ As a school, we use Times Tables Rockstars. It is a great app to use to improve Times Tables knowledge and the 'Soundcheck' section is what the MTC will look like.
- ▶ We have a launch day on Monday 6th October.
- ▶ The more exposure to Times Tables, the better!



English

- ▶ Handwriting
- ▶ Presentation
- ▶ Book focus: Currently we are looking at 'The Mousehole Cat'. Next week we begin our new book 'Egyptian Cinderella'.
- ▶ Vocabulary



<p>Talk like an Author</p> <ul style="list-style-type: none"> • seldom • coaxed • nimble • dainty • heed • summoned • blared • gawked 	<p>Talk like a Historian</p> <ul style="list-style-type: none"> • Egypt • River Nile • civilization • pyramids • pharaohs • sarcophagus • hieroglyphics • mummification 	<p>Talk like a Scientist</p> <ul style="list-style-type: none"> • Transparent • Translucent • Opaque • Reflection • Refraction • Source • Shadows 	<p>Talk like a Mathematician</p> <ul style="list-style-type: none"> • digit • partition • thousands • hundreds • tens • ones • ascending • descending 	<p>Talk like a Theologian</p> <ul style="list-style-type: none"> • Trinity • Holy Spirit • symbolism • baptism • grace • supernatural • blessing
<p>Talk like an Author</p> <ul style="list-style-type: none"> • seldom • coaxed • nimble • dainty • heed • summoned • blared • gawked 	<p>Talk like a Historian</p> <ul style="list-style-type: none"> • Egypt • River Nile • civilization • pyramids • pharaohs • sarcophagus • hieroglyphics • mummification 	<p>Talk like a Scientist</p> <ul style="list-style-type: none"> • Attract/Repel • Positive • Negative • Friction • Push/Pull • Resistance • Poles • Magnetic 	<p>Talk like a Mathematician</p> <ul style="list-style-type: none"> • add • plus • subtract • take away • difference between • multiply • product • divide 	<p>Talk like a Theologian</p> <ul style="list-style-type: none"> • Trinity • Holy Spirit • symbolism • baptism • grace • supernatural • blessing

Spelling

- ▶ New approach.
- ▶ Phonics first approach.
- ▶ Limits the cognitive overload.

	Autumn 1	Autumn 2	Spring 1	Spring 2	Summer 1	Summer 2
Week 1	Introduction: jump, move	Suffix: -ous	Suffix: -th	Suffixes: -ion, -ian	Prefixes: in-, im-, il-, ir-	cycle
Week 2	Suffix: -ly	Suffix: -ation	Prefixes: re-, auto-, anti-	ough letter string	hap	eigh, ei, ey, aigh letter strings
Week 3	busy	medic	Prefixes: mis-, dis-, dif-	ear letter string	Possessive plurals	augh letter string
Week 4	Suffix: -ward	history	Prefix: inter-	ere letter string	letter y as /i/	Homophones
Week 5	possess	vary	quest	Prefixes: sub-, super-, sur-	ou letter string	extreme
Week 6	Plurals	Suffix: -ure	press		cert	

P.E

- ▶ PE for Term 1 will be on a Monday and Tuesday. Please ensure the children come into school in their PE kit on this day.
- ▶ P.E kit for swimming weeks.
- ▶ New swimming



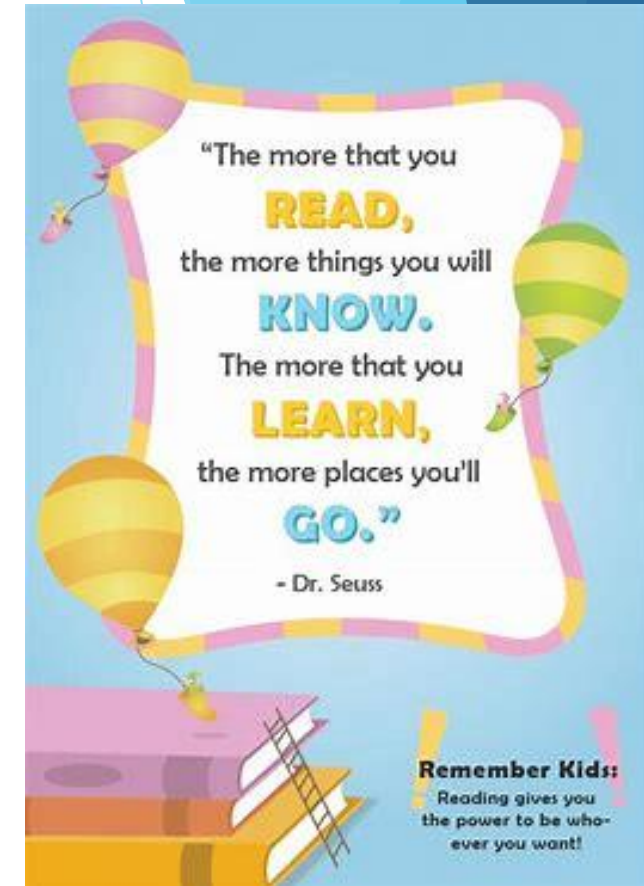
Homework

- ▶ Spelling: Letter will be sent out this week with rules taught in class and assessed through writing.
- ▶ Maths Attack: Every Tuesday.
- ▶ Times Tables Rockstars
- ▶ Telling the Time
- ▶ There will be a creative piece of homework to link in with each topic that we do.
- ▶ Timetables homework

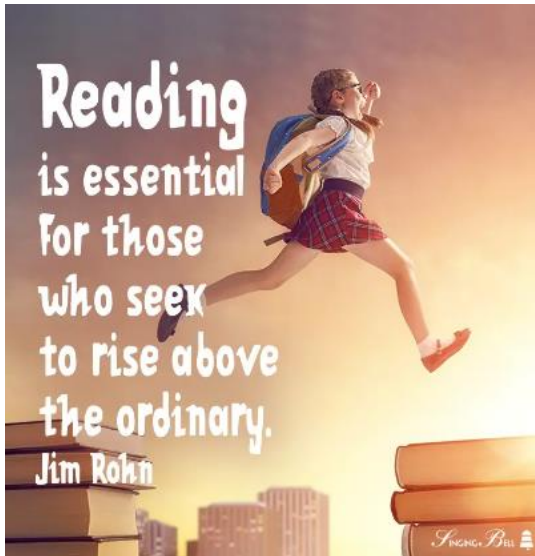


Reading

- ▶ Reading challenges
- ▶ Reading and the developing a love of reading has now been recognised by the DFE as a priority. Please continue to support and inspire your children to read at home. Daily Reading.
- ▶ Reading scheme books: If they need to be changed, bring them in and new books distributed every **Thursday**.
- ▶ Library books: If they need to be changed, bring them in and new books distributed every **Friday**.
- ▶ Guided Reading homework is given out **every other Friday** to read over the weekend. Please bring the text back by the following Monday as we will be using this in class. VIPERS. Vocabulary.
- ▶ We trialled a new system in guided reading last year for Y4 and Y6 to inspire a love for reading which worked well, so this will continue this year and be brought across the whole school. What does free reader mean?
- ▶ Children will also have the opportunity to bring home a copy of our class book to read and share at home.



Reading Reward



READ
MORE

LKS2 READING REWARDS



20 reads for bronze



40 reads for silver



60 reads for gold and readers wall of fame



100 + reads for a reading ambassador badge and book.



Class reading target of 500+ reads for an afternoon book themed party



Website and school news app

- ▶ Please regularly check our class page on the school website for any important information and news. Most information is also available through the School News app which can be downloaded onto both Apple and Android phones.



Mr Evens' Class



Welcome

A very warm welcome to Year 3 and 4. It's great to see you all back into school for the new academic year with enthusiasm and positivity and I cannot wait to see you all make fantastic progress with lots of hard work. I am sure that you're all eager to work hard to school too.

Online safety is a shared responsibility!

At school:

We teach the children how to be safe online, how to use the internet responsibly and closely monitor their use.

At home:

We need you to reinforce what is being taught at school, know what applications are age appropriate and closely monitor your child's use of the internet.



Be smart on the internet

Childnet International
www.childnet.com

S SAFE Keep safe by being careful not to give out personal information – such as your full name, email address, phone number, home address, photos or school name – to people you are chatting with online.

M MEETING Meeting someone you have only been in touch with online can be dangerous. Only do so with your parents' or carers' permission and even then only when they can be present.

A ACCEPTING Accepting emails, IM messages, or opening files, pictures or texts from people you don't know or trust can lead to problems – they may contain viruses or nasty messages!

R RELIABLE Information you find on the internet may not be true, or someone online may be lying about who they are.

t TELL Tell your parent, carer or a trusted adult if someone or something makes you feel uncomfortable or worried, or if you or someone you know is being bullied online.
You can report online abuse to the police at www.thinkuknow.co.uk

www.kidsmart.org.uk

KidSMART Visit Childnet's Kidsmart website to play interactive games and test your online safety knowledge. You can also share your favourite websites and online safety tips by Joining Hands with people all around the world.

THINK UK NOW



Instagram



Facebook



Snapchat



Musical.ly



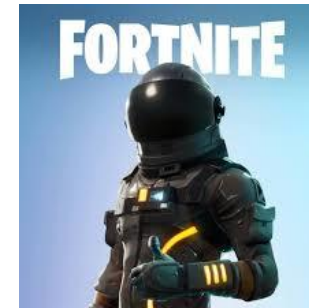
Whatsapp



YouTube



Tik Tok



Fortnite

All of these applications have age limits!

Children must be 13 years old to use them!

USE OF THE INTERNET

Children get the opportunity to develop their internet skills in all subject areas. They are taught how to use the internet safely and how some information found on the internet can be unreliable. During Computing lessons children have specific E-safety lessons. They are taught the SMART e-safety rules as well as being taught online research and note taking skills.

As a duty of care, teaching staff will inform a member of the Senior Leadership Team or a member of the Computing Team if they have evidence of children using websites or applications that are not appropriate for them. This includes sites and applications that children are using at home. The Computing Team or SLT will follow this up with both the child and parent and report the child to the company concerned.

Many websites have an age restriction of 13 and over, and are therefore not suitable for any Primary aged children.

The following applications/sites are examples and are not an exhaustive list.

Application/Site	Age Restriction
Musical.ly	age limit 13+
Fortnite	age limit 12+
Instagram	age limit 13+
Facebook	age limit 13+
WhatsApp	age limit 13+
Snapchat	age limit 13+
YouTube channel	age limit 13+
Minecraft	has two age limit settings 7+ & 13+

School Policy
There is a clear section
in our Computing policy
that addresses use of
the internet.

Any questions?



I am very happy to answer general questions now. However, if you have any personal queries that you would prefer to ask privately, please email me.

The best time to catch me during the week is after school.

Dates

- ▶ WOW day - Friday 12th September
- ▶ Wrong trouser day - Friday 12th September
- ▶ TTRS launch day - Monday 6th October
- ▶ School trip - Thursday 2nd October
- ▶ Swimming - 22nd - 26th September & 1st - 5th December.



Thank You
I look forward to
working with you this
year 😊

Gavin.Evens@almondsburyprimary.co.uk