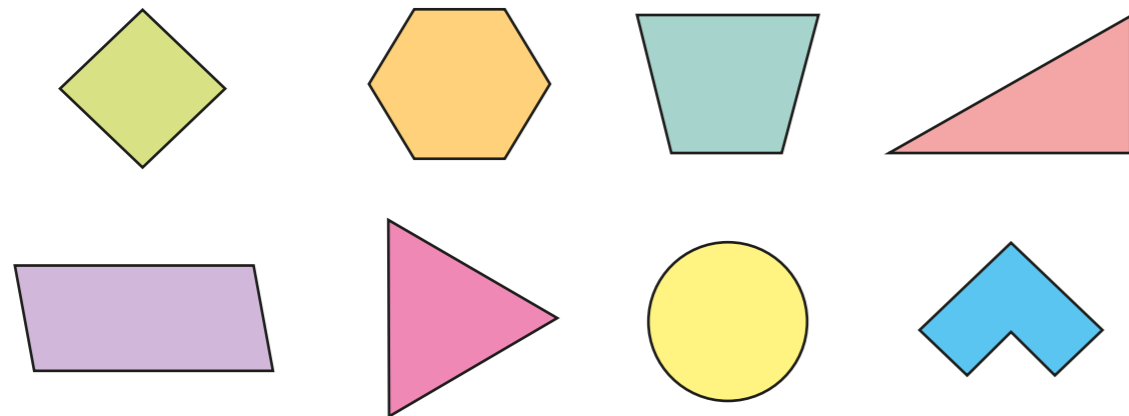
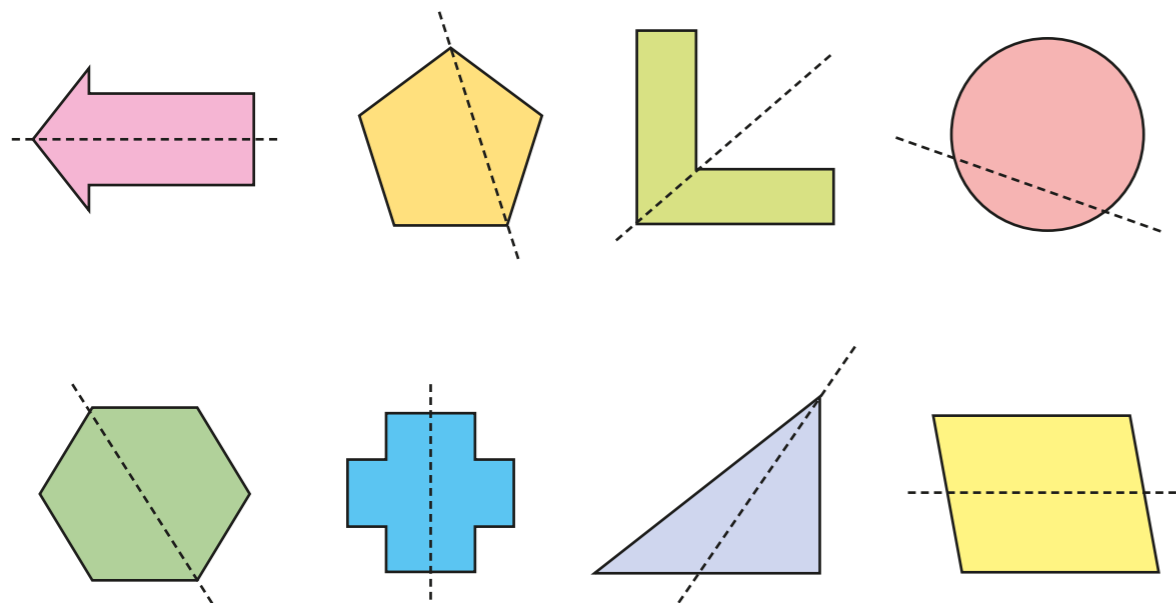


1 Tick the shapes that have at least one line of symmetry.



2 Tick the shapes that show a correct line of symmetry.

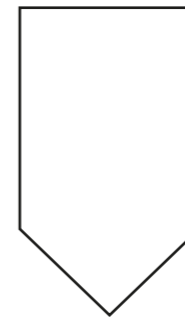


How did you know which shapes to tick?

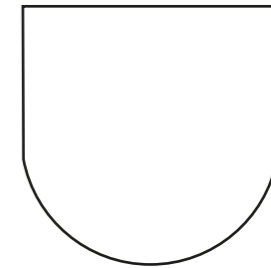


3 Draw one line of symmetry on each shape.

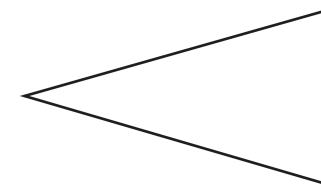
a)




c)



b)

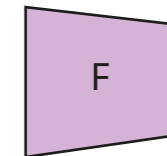
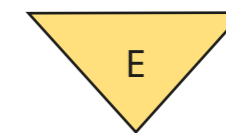
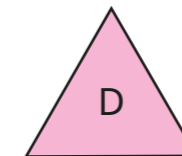
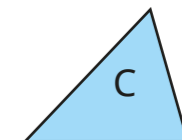
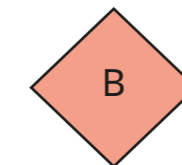



d)



4 Sort the shapes into the table.

The first one has been done for you.



	1 line of symmetry	More than 1 line of symmetry	No lines of symmetry
Triangle			
Quadrilateral		A	





5 Shade squares to make the patterns symmetrical.

a)

b)

c)

d)

Compare methods with a partner.



6 Shade squares to make the patterns symmetrical.

a)

b)



7 Complete the shapes according to the lines of symmetry. Label each drawing with the name of the shape.

a)

b)

c)

d)